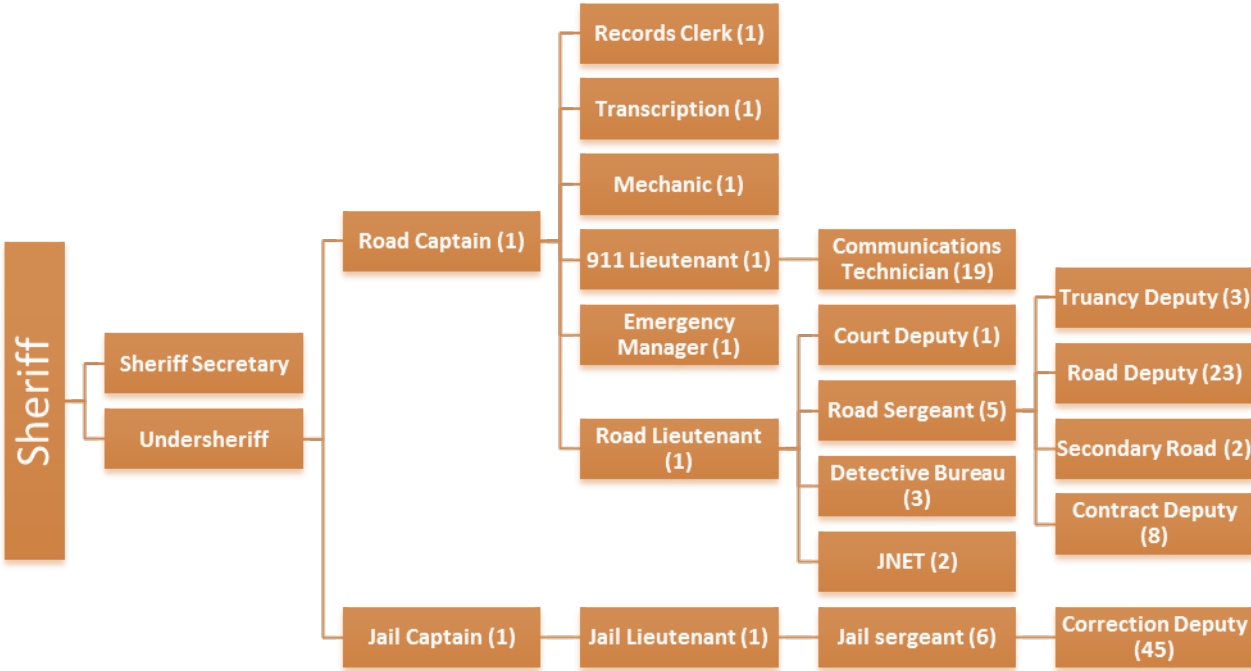


# Sheriff's Department



## Mission Statement

It is the mission of the Jackson County Office of the Sheriff to provide the highest quality law enforcement services to the citizens of Jackson County.

## Programs

---

[Road Patrol](#)

[Secondary Road Patrol](#)

[Lawnet Narcotics Grant](#)

[Marine Law Enforcement](#)

[Emergency Dispatch](#)

[County Jail](#)

[Emergency Management](#)

[Truancy Grant](#)

# Sheriff's Road Patrol

---

## Activities

The Sheriff's Road Patrol performs a wide variety of services for citizens of Jackson County. These services can be divided into three major programs: Crime Prevention and Suppression (investigations, inspections, arrests, etc.), Order Maintenance (traffic enforcement, domestic relations, neighborhood disputes, liquor law enforcement, found property, etc.) and Legal Services (subpoenas, court services, gun registrations, L.E.I.N., etc.).

## Strategic Plan Impact

### ✓ **Safe Community**

The Sheriff has the responsibility of responding to and investigating criminal complaints throughout the County of Jackson. The Office of the Sheriff is committed to the enforcement of laws, the protection of life and property while respecting individual rights, human dignity and community values. Delivering this service will create a community where both people and organizations can thrive and prosper. Through vigorous enforcement and visibility the Office of the Sheriff continues to make Jackson County a safe environment in which to live work and play.

### ✓ **Economic Development**

Through the efforts of the Sheriff to create a safe community in which to live, work, and play we indirectly impact the ability of business to thrive. A safe community enjoys the benefits of increased economic development. Safe communities also draw residents from other locations who seek safe, quiet places to raise a family.

### ✓ **Healthy Community**

In creating a safe community where people feel free to enjoy the multiple parks and opportunities for outside activity the Office of the Sheriff contributes to the health of the community. The enforcement of traffic laws coupled with educating people as to the dangers of violating traffic laws such as speeding and operating while impaired further enhance the health of this community. Specific examples of this activity include utilizing Sheriff's bicycle patrols on the Falling Waters Trail and continued efforts to address speeding and OWI enforcement. Educational programs in the schools are ongoing to keep high school students informed and prepared for their responsibilities as young drivers. Also, a feeling of safety promotes the enjoyment of the county's park system leading to healthier and happier residents.

### ✓ **Recreational & Cultural Opportunities**

As stated above, the feeling of safety lends itself to the enjoyment of all of Jackson County's parks, lakes and recreational opportunities. Residents who feel free from the fear of crime will

undoubtedly spend more of their available leisure time enjoying the recreation and culture offered in Jackson County. Specific examples include the fireworks display that occurs 3 times per year at the Sparks Foundation Park as well as the Falling Waters Trail and the numerous lakes county-wide.

### Accomplishments

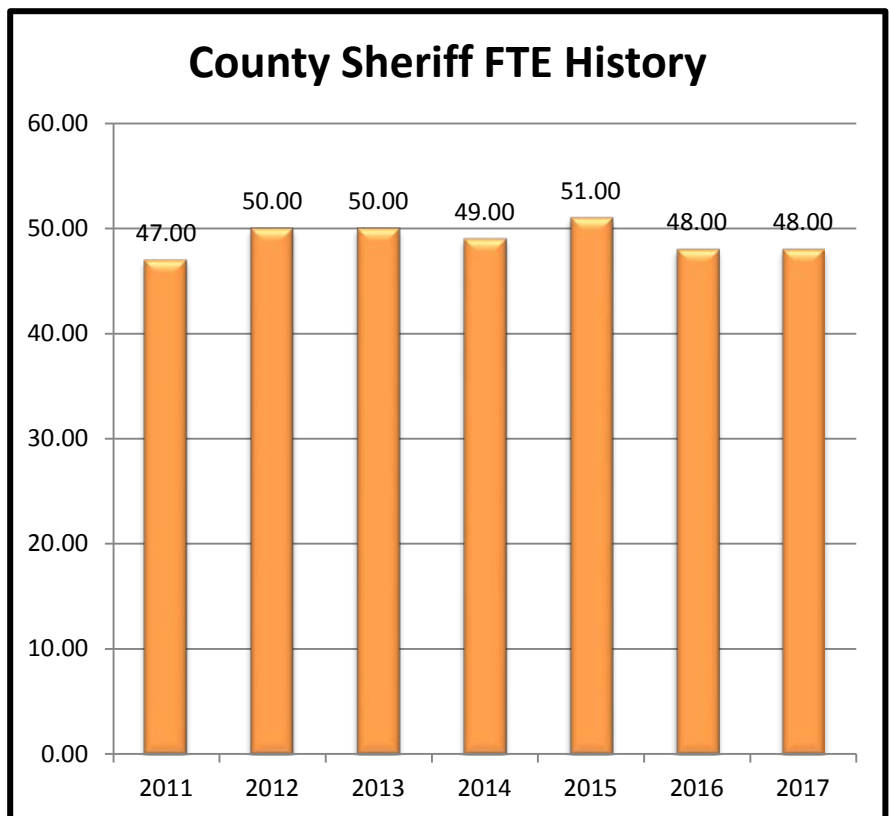
- Updated the Cell Phone App which allows for greater communication with the public. The app provides the viewing of Inmate information, provides tips, weather notification, victim's right information, along with contact information.
- Crime Mapping, allows the public and law enforcement to view current crime trends throughout the city and county.
- E-ticketing, this technology will reduce staff time with entering, filing and transporting citations between agencies and the court.
- Deputy Beard received the Mothers Against Drunk Driving Award "MADD" for his continuous efforts with keeping citizens safe from drinking and driving.
- Sergeant Scott Watson from the Jackson County Office of the Sheriff responded to McDevitt Avenue near Second Street in Summit Township for a two year old male toddler wandering on the sidewalk. The toddler was found by a passerby who called 911 and took the child to safety. The child was found to be in good health and was transported by Deputies while they attempted to locate the child's parents. After several hours the child was turned over to the Department of Human Services. Investigators attempted to locate the parents using a reverse phone calling system, "A Child is Missing" with no results. In addition Deputies and Detectives started going door to door in the area where the child was found and after several hours located the child's father on Meyers Avenue at about 3pm. Upon being located the father explained that he had fallen asleep after working 3<sup>rd</sup> shift the night before. The child remained in the custody of Human services and a hearing is scheduled for today in Probate Court.
- Deputy Luke Leighton located a loaded 9mm handgun during a traffic stop. Deputy Leighton stopped the vehicle for a traffic violation on Michigan Ave near Dettman Road in Blackman Township. When the Deputy made contact with the driver it was determined the 24 year old man did not have a valid driver's license. During the search of the vehicle packaged marijuana was located and in the same container a loaded semi-automatic Smith & Wesson handgun.
- Deputies responded into the area of Strathmoor Lane in Summit Township for a report of a burglary of garage in progress. Deputies located two juveniles attempting to flee the area in a stolen vehicle. The vehicle had been reported stolen from the City of Jackson. Detectives had been working for over a week with the Department of State Police, City of Jackson Police and local law enforcement to identify suspects in a series of break-ins to buildings and vehicles in the Southwest area of the city, Summit Township and Hanover Township. Deputies were assisted by the Michigan State Police, City of Jackson Police and Blackman Township Public Safety.

- Emergency Dispatch received a call of an armed home invasion occurring in the 3800 Block of WestChester Boulevard in Summit Township. As Sheriff Deputies were arriving the female homeowner and children were able to escape the residence. An approximately four standoff ensued with the joint City Police and Sheriff Special Response Team (SRT). The suspect was eventually placed into custody by the tactical team. The suspect a 42 year old man is the ex-husband of the female homeowner. Investigators allege the suspect forced his way into the residence and tried to harm the ex-wife. It is also alleged the male suspect was armed with a handgun during this altercation. Tactical team members attempted for several hours to negotiate with the man and establish communications. When all attempts were unsuccessful the SRT team members entered the residence where a struggled ensued and the man was eventually placed into custody.
- In 2013 all in-car mobile data computers were upgraded and systems put into place which allows Deputies to stay on the road longer and minimize time required in the office

## Budget Adjustments

One Road Patrol Sergeant was moved to Emergency Management in 2014. Two positions were added for contract services with Jackson College and Norvell Township between 2014 and 2015. Three sheriff deputy positions will be eliminated in 2016.

In addition to cutting personnel to help balance the county budget, the County Sheriff increased revenue from diverted state felons by \$56,000. The Sheriff secured agreements with Jackson College and Norvell Township for police services totaling \$191,104.

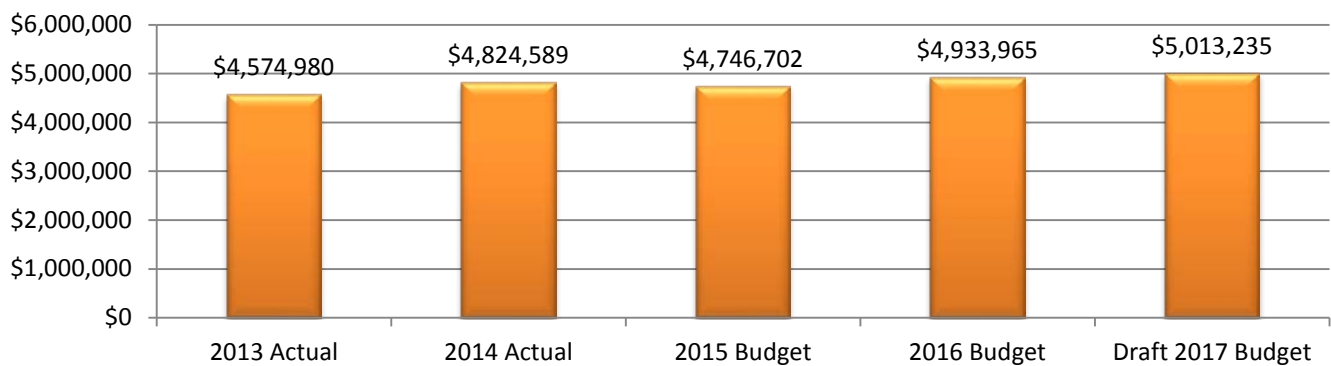


# Sheriff's Department

## Expenditure History

|                           | 2013<br><u>ACTUAL</u> | 2014<br><u>ACTUAL</u> | 2015<br><u>BUDGET</u> | 2016 DEPT<br><u>REQUESTED</u> | 2016<br><u>BUDGET</u> | 2017 DEPT<br><u>REQUESTED</u> | 2017 DRAFT<br><u>BUDGET</u> |
|---------------------------|-----------------------|-----------------------|-----------------------|-------------------------------|-----------------------|-------------------------------|-----------------------------|
| PERSONNEL SERVICES        | \$4,162,517           | \$4,404,847           | \$4,313,072           | \$4,479,030                   | \$4,479,030           | \$4,558,300                   | \$4,558,300                 |
| SUPPLIES & MATERIALS      | \$63,010              | \$59,319              | \$65,530              | \$71,130                      | \$71,130              | \$71,130                      | \$71,130                    |
| CONTRACT SERVICES         | \$65,419              | \$86,986              | \$84,750              | \$91,255                      | \$91,255              | \$91,255                      | \$91,255                    |
| OTHER EXPENSES            | \$284,034             | \$273,437             | \$283,350             | \$292,550                     | \$292,550             | \$292,550                     | \$292,550                   |
| <b>TOTAL PROGRAM COST</b> | <b>\$4,574,980</b>    | <b>\$4,824,589</b>    | <b>\$4,746,702</b>    | <b>\$4,933,965</b>            | <b>\$4,933,965</b>    | <b>\$5,013,235</b>            | <b>\$5,013,235</b>          |

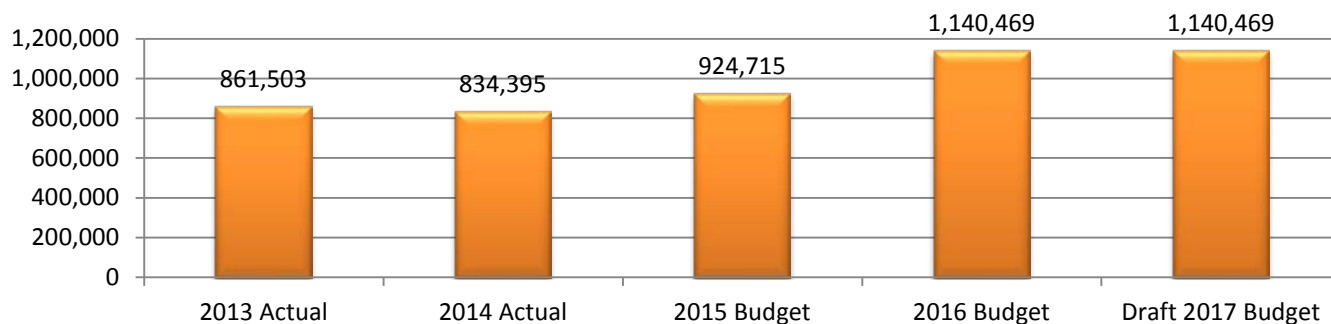
## COUNTY SHERIFF



## Revenue History

|                           | 2013<br><u>ACTUAL</u> | 2014<br><u>ACTUAL</u> | 2015<br><u>BUDGET</u> | 2016 DEPT<br><u>REQUESTED</u> | 2016<br><u>BUDGET</u> | 2017 DEPT<br><u>REQUESTED</u> | 2017 DRAFT<br><u>BUDGET</u> |
|---------------------------|-----------------------|-----------------------|-----------------------|-------------------------------|-----------------------|-------------------------------|-----------------------------|
| CHARGES/FEES              | \$792,089             | \$760,688             | \$778,715             | \$992,969                     | \$992,969             | \$992,969                     | \$992,969                   |
| INTERGOVERNMENTAL         | \$17,167              | \$21,284              | \$22,500              | \$20,000                      | \$20,000              | \$20,000                      | \$20,000                    |
| LICENSES/PERMITS          | \$34,320              | \$29,607              | \$27,500              | \$28,000                      | \$28,000              | \$28,000                      | \$28,000                    |
| OTHER                     | \$17,927              | \$22,816              | \$16,000              | \$19,500                      | \$19,500              | \$19,500                      | \$19,500                    |
| TRANSFER IN               | -                     | -                     | \$80,000              | \$80,000                      | \$80,000              | \$80,000                      | \$80,000                    |
| <b>TOTAL PROGRAM COST</b> | <b>\$861,503</b>      | <b>\$834,395</b>      | <b>\$924,715</b>      | <b>\$1,140,469</b>            | <b>\$1,140,469</b>    | <b>\$1,140,469</b>            | <b>\$1,140,469</b>          |

## COUNTY SHERIFF



### Strategic Outcomes

| <u>Indicator</u>   | <u>2011<br/>Actual</u> | <u>2013<br/>Actual</u> | <u>2014<br/>Target</u> | <u>2015<br/>Target</u> | <u>2016<br/>Target</u> | <u>2017<br/>Target</u> |
|--|------------------------|------------------------|------------------------|------------------------|------------------------|------------------------|
| Percent of respondents who say their overall feeling of safety in Jackson County is excellent or good. | -                      | 49%                    | ND                     | 55%                    | -                      | 55%                    |
| Percent of respondents who say they feel very or somewhat safe in their neighborhood during the day.   | 84%                    | 92%                    | ND                     | 93%                    | -                      | 94%                    |

ND – Data for the citizen satisfaction survey is only collected in odd years.

### Other Key Indicators

| <u>Indicator</u>               | <u>2012<br/>Actual</u> | <u>2013<br/>Actual</u> | <u>2014<br/>Actual</u> | <u>2015<br/>Target</u> | <u>2016<br/>Target</u> | <u>2017<br/>Target</u> |
|--------------------------------|------------------------|------------------------|------------------------|------------------------|------------------------|------------------------|
| Calls for Service              | 35,654                 | 36,076                 | 37,000                 |                        |                        |                        |
| Felony Arrests                 | 498                    | 404                    | 430                    |                        |                        |                        |
| Misdemeanor Arrests            | 1,923                  | 1,490                  | 1,200                  |                        |                        |                        |
| OWI Arrests                    | 355                    | 419                    | 400                    |                        |                        |                        |
| Deputies (Road Patrol)         | 31                     | 31                     | 31                     |                        |                        |                        |
| Complaints per Deputy          | 1,229                  | 1,163                  | 1,137                  |                        |                        |                        |
| Felony Arrests per Deputy      | 17                     | 13                     | 15                     |                        |                        |                        |
| Misdemeanor Arrests per Deputy | 66                     | 49                     | 33                     |                        |                        |                        |
| OWI Arrests per Deputy         | 12                     | 14                     | 11                     |                        |                        |                        |
| Case Clearance                 | 35%                    | 41%                    | 43%                    |                        |                        |                        |





# Secondary Road Patrol

---

## Activities

Deputies assigned to the Secondary Road Patrol perform advanced enforcement and accident investigation functions on the county's major trunk lines. With special state funding, these deputies are able to concentrate solely on monitoring safety problems, study accident data and educating the public on safe driving habits.

## Strategic Plan Impact

- ✓ **Safe Community**

The Office of the Sheriff is committed to the enforcement of laws, the protection of life and property while respecting individual rights, human dignity and community values. Delivering this service will create a community where both people and organizations can thrive and prosper. Through vigorous enforcement and visibility the Office of the Sheriff continues to make Jackson County a safe environment in which to live work and play. The Secondary Road Patrol consists of 2 deputies whose primary responsibility is to reduce death and injury from traffic crashes through enforcement, education and high visibility.

- ✓ **Economic Development**

Through the efforts of the Sheriff to create a safe community in which to live, work and play we indirectly impact the ability of business to thrive. A safe community enjoys the benefits of increased economic development. Safe communities also draw residents from other locations who seek safe, quiet places to raise a family.

- ✓ **Healthy Community**

In creating a safe community where people feel free to enjoy the multiple parks and opportunities for outside activity the Office of the Sheriff contributes to the health of the community. The enforcement of traffic laws coupled with educating people as to the dangers of violating traffic laws such as speeding and operating while impaired further enhance the health of this community. Specific examples of this activity include utilizing Sheriff's bicycle patrols on the Falling Waters Trail and continued efforts to address speeding, dangerous driving, impaired drivers and distracted drivers. Educational programs in the schools are ongoing to keep high school students informed and prepared for their responsibilities as young drivers. Also, a feeling of safety promotes the enjoyment of the county's park system leading to healthier and happier residents.

- ✓ **Recreational & Cultural Opportunities**

## Sheriff's Department

As stated above, the feeling of safety lends itself to the enjoyment of all of Jackson County's parks, lakes and recreational opportunities. Residents who feel free from the fear of crime will undoubtedly spend more of their available leisure time enjoying the recreation and culture offered in Jackson County. Specific examples include the fireworks display that occurs 3 times per year at the Sparks Foundation Park as well as the Falling Waters Trail and the numerous lakes county-wide. The majority of the traffic enforcement and assistance with traffic at some of Jackson's larger events are heavily dependent on this group of deputies.

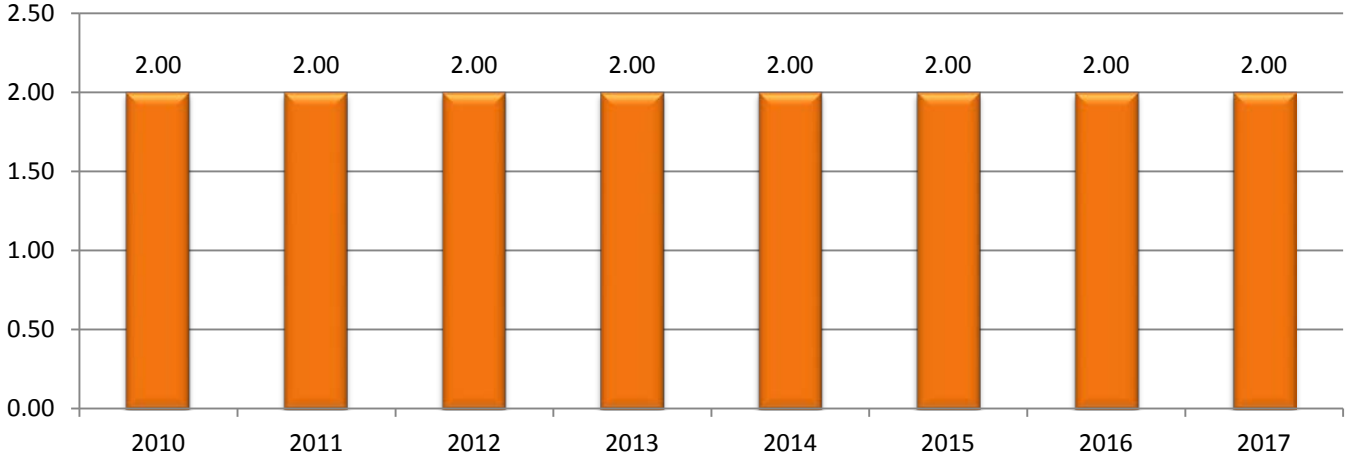
### Accomplishments

- The Sheriff's Office Continues to promote the Michigan Sheriff Association's Sheriffs Telling Our Parents and Promoting Educated Drivers (STOPPED) throughout Jackson County schools. Deputies have presented the program to several parent groups to get participation. This program allows deputies to notify parents when their child has been pulled over by Deputies.
- The Major Crash Team responded to Dearing Road in front of the Maci Plant for a fatal traffic crash. A vehicle was attempting to exit the driveway of the Maci Plant onto Dearing Road. The driver of the vehicle failed to observe an oncoming motorcycle and pulled in front of the motorcycle causing a collision. The operator of the motorcycle was killed upon impact with the at-fault vehicle. Charges were issued for the at-fault driver.
- Deputies from the Jackson County Office of Sheriff and Rives Township Fire personnel responded to a fatal crash on Churchill Road, north of Perrine Road in Rives Township. A vehicle was travelling northbound on Churchill Road, when a large tree fell due to heavy winds and struck the vehicle. The tree impacted the Chevrolet Monte Carlo's roof, crushing the driver.
- Deputies responded to a fatal traffic crash on US-127 near Berry Road in Rives Township. A gold 1999 Ford Escort was southbound on US-127 in the right hand lane with a flat tire and was moving at a low speed. A 2011 Chevrolet Equinox was also southbound on US-127 when it struck the other vehicle from behind. The driver of the second vehicle indicated he did not see the vehicle moving slowly in the roadway. The Jackson man who was the rear seat passenger of the Ford Escort was pronounced dead at the scene. The driver and passenger of the Ford Escort, as well as, the driver of the Chevrolet Equinox were all transported to allegiance with non-life threatening injuries.
- In 2013, Secondary Road Patrol Deputies conducted 3,483 traffic stops, issued 4,074 traffic citations, gave 505 verbal warnings, investigated 247 traffic crashes, made 3 OWI arrests, and assisted other agencies on 93 incidents.

### Budget Adjustments

The state has made some cuts to the secondary road patrol funding as reflected in the revenues.

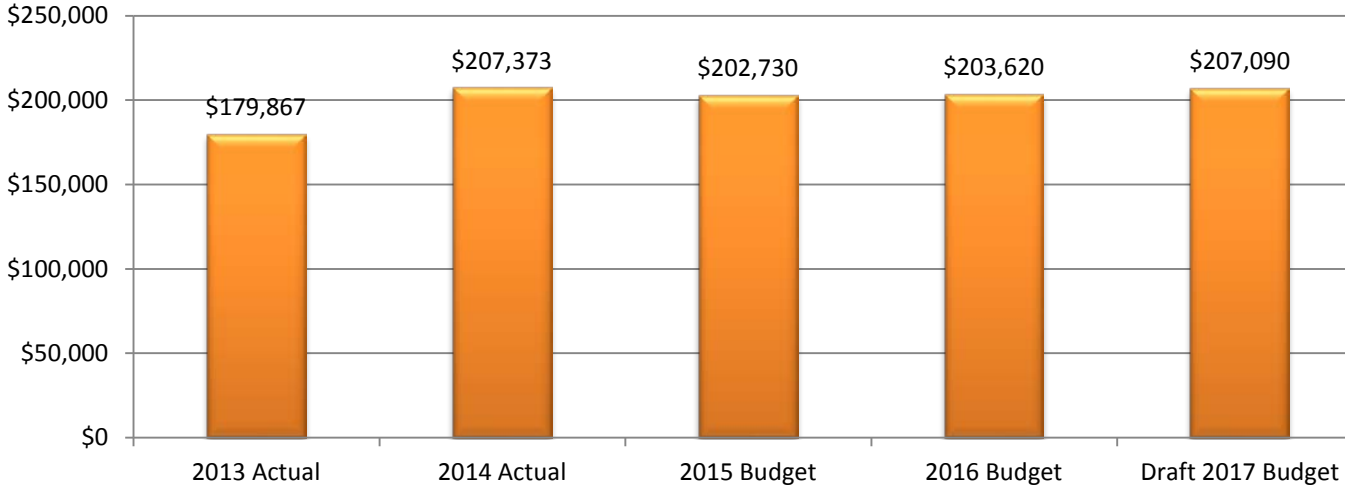
### Road Patrol FTE History



### Expenditure History

|                           | 2013<br><u>ACTUAL</u> | 2014<br><u>ACTUAL</u> | 2015<br><u>BUDGET</u> | 2016 DEPT<br><u>REQUESTED</u> | 2016<br><u>BUDGET</u> | 2017 DEPT<br><u>REQUESTED</u> | DRAFT 2017<br><u>BUDGET</u> |
|---------------------------|-----------------------|-----------------------|-----------------------|-------------------------------|-----------------------|-------------------------------|-----------------------------|
| PERSONNEL SERVICES        | \$158,066             | \$188,276             | \$191,930             | \$192,820                     | \$192,820             | \$196,290                     | \$196,290                   |
| SUPPLIES & MATERIALS      | \$2,147               | \$5,000               | \$1,800               | \$1,800                       | \$1,800               | \$1,800                       | \$1,800                     |
| OTHER EXPENSES            | \$8,098               | \$14,097              | \$9,000               | \$9,000                       | \$9,000               | \$9,000                       | \$9,000                     |
| CAPITAL OUTLAY            | \$11,556              |                       |                       |                               |                       |                               |                             |
| <b>TOTAL PROGRAM COST</b> | <b>\$179,867</b>      | <b>\$207,373</b>      | <b>\$202,730</b>      | <b>\$203,620</b>              | <b>\$203,620</b>      | <b>\$207,090</b>              | <b>\$207,090</b>            |

### ROAD PATROL

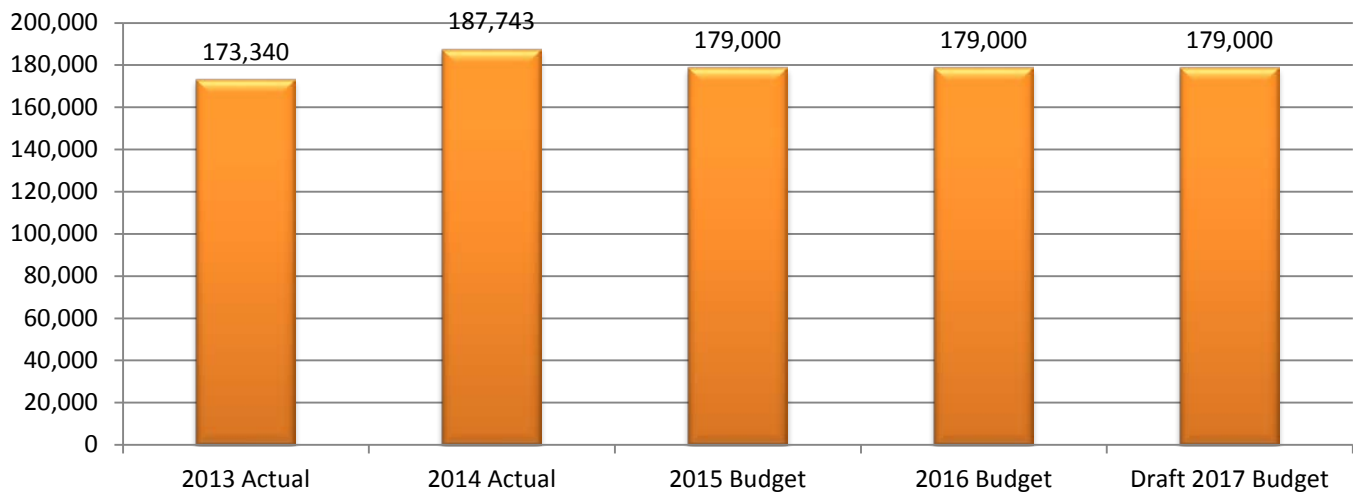


# Sheriff's Department

## Revenue History

|                           | 2013<br><u>ACTUAL</u> | 2014<br><u>ACTUAL</u> | 2015<br><u>BUDGET</u> | 2016 DEPT<br><u>REQUESTED</u> | 2016<br><u>BUDGET</u> | 2017 DEPT<br><u>REQUESTED</u> | DRAFT 2017<br><u>BUDGET</u> |
|---------------------------|-----------------------|-----------------------|-----------------------|-------------------------------|-----------------------|-------------------------------|-----------------------------|
| INTERGOVERNMENTAL         | 173,340               | 179,118               | 179,000               | 179,000                       | 179,000               | 179,000                       | 179,900                     |
| OTHER REVENUE             |                       | 8,625                 |                       |                               |                       |                               |                             |
| <b>TOTAL PROGRAM COST</b> | \$173,340             | \$187,743             | \$179,000             | \$179,000                     | \$179,000             | \$179,000                     | \$179,000                   |

## ROAD PATROL



## Strategic Outcomes

| <u>Indicator</u>   | 2012<br><u>Actual</u> | 2013<br><u>Actual</u> | 2014<br><u>Actual</u> | 2015<br><u>Target</u> | 2016<br><u>Target</u> | 2017<br><u>Target</u> |
|--|-----------------------|-----------------------|-----------------------|-----------------------|-----------------------|-----------------------|
| Number of fatal and serious injury crashes investigated  | 15                    | 16                    | 15                    | 14                    |                       |                       |
| Percent of respondents who say they feel very or somewhat safe from violent crime                    | 51%                   | 48%                   | ND                    | 55%                   | 55%                   | 55%                   |
| Percent of respondents who say they feel very or somewhat safe in their neighborhood during the day. | 93%                   | 90%                   | ND                    | 90%                   | 90%                   | 90%                   |
| Percent of respondents who say they feel very or somewhat safe in their neighborhood after dark.     | 75%                   | 70%                   | ND                    | 75%                   | 75%                   | 75%                   |

ND – Data for the citizen satisfaction survey is only collected in odd years.

Other Key Indicators

| <u>Indicator</u>                              | <u>2012<br/>Actual</u> | <u>2013<br/>Actual</u> | <u>2014<br/>Target</u> | <u>2015<br/>Target</u> | <u>2016<br/>Target</u> | <u>2017<br/>Target</u> |
|---|------------------------|------------------------|------------------------|------------------------|------------------------|------------------------|
| Citations Issued                              | 3,500                  | 4,074                  | 5,000                  | 5,000                  |                        |                        |
| Deputies assigned                             | 2                      | 2                      | 2                      | 2                      |                        |                        |
| Citations per Deputy in Secondary Road Patrol | 1,750                  | 2,037                  | 2,500                  | 2,500                  |                        |                        |



This page intentionally left blank.

# Lawnet Narcotics Grant

---

## Lawnet Narcotics Grant

JNET provides participating jurisdictions within Jackson County an increased capacity to detect, conduct surveillance of, and apprehend persons who violate narcotics and drug laws, or other laws as determined by the advisory board. JNET works cooperatively with law enforcement agencies at all levels; local, state, and federal, of Jackson County. They detect and apprehend persons who violate these laws.

## Strategic Plan Impact

### ✓ Safe Community

The two deputies assigned to this unit work in concert with other law enforcement officers from various governmental units to target the illicit drug trade in Jackson County. Their work includes long-term investigations of drug traffickers as well as the apprehension of street level offenders. This unit has within it the only personnel in the county of Jackson dedicated to targeting drug activity. The work performed by this unit shutting down drug houses and methamphetamine labs contributes significantly to making Jackson County a safer place to live.

### ✓ Healthy Community

In creating a safe community where people feel free to enjoy the multiple parks and opportunities for outside activity the Office of the Sheriff contributes to the health of the community. Drug interdiction enhances the health of this community by forcing the sale of drugs out of our neighborhoods.

### ✓ Recreational & Cultural Opportunities

This program enables the residents of Jackson County to enjoy recreational and cultural opportunities by providing a feeling of safety. The knowledge that problems relating to drug activity are being addressed permits citizens to enjoy recreation in Jackson without fear of being exposed to the effects of drug sales in parks and neighborhoods.

## Accomplishments

JNET investigated a dispensary that continued operation despite the Prosecutor's order to shut down. JNET executed a search warrant on the dispensary along with the owner's residence. The search warrant resulted in the seizure of a large amount of marijuana along with firearms, cash and property.

JNET executed a search warrant on a known crack cocaine dealer. The suspect attempted to flee the residence in a vehicle prior to the search warrant being executed. After a lengthy vehicle pursuit the suspect was apprehended. A large amount of crack cocaine was located along with a stolen handgun.

# Sheriff's Department

JNET assisted the ATF with an investigation involving a subject selling crack cocaine along with illegal firearms. A search warrant was executed resulting in the apprehension of the suspect along with the seizure of several firearms and crack cocaine.

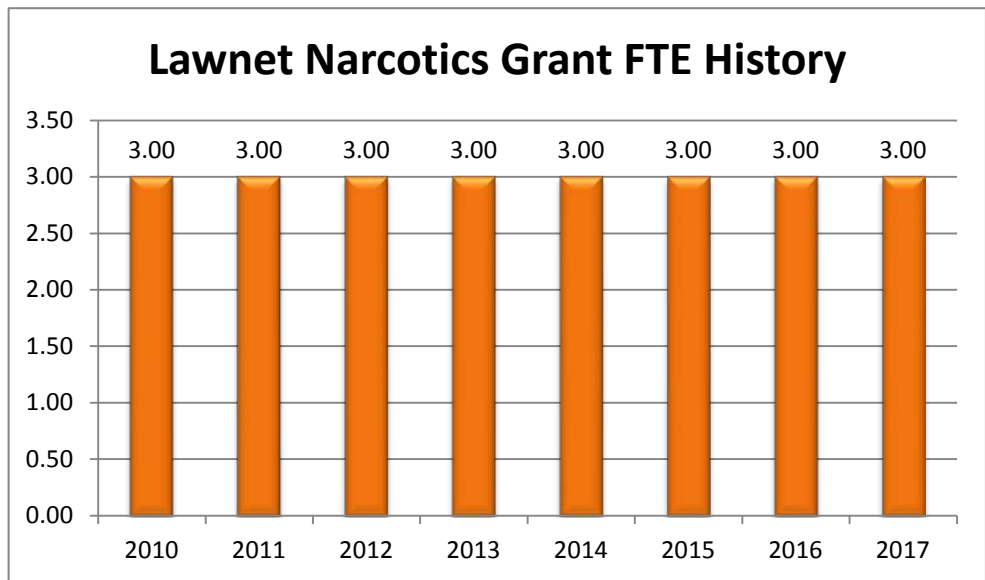
JNET developed information about an illegal large scale in-door marijuana grow operation. JNET conducted a controlled purchase of \$1000.00 worth of high grade marijuana from the residence in question. A search warrant was executed which resulted in the seizure of 150 marijuana plants, 5 pounds of illegal marijuana, 6 guns and several thousand dollars forfeited.

JNET investigated an illegal marijuana grow operation at a residence in Spring Arbor Township. A search warrant was executed which resulted in the seizure of 75 marijuana plants, 1 pound of illegal marijuana, \$5000.00 worth of grow equipment and 5 guns. Four vehicles were forfeited along with \$2,300 cash.

## Budget Adjustments

There are no significant budget adjustments to this program.

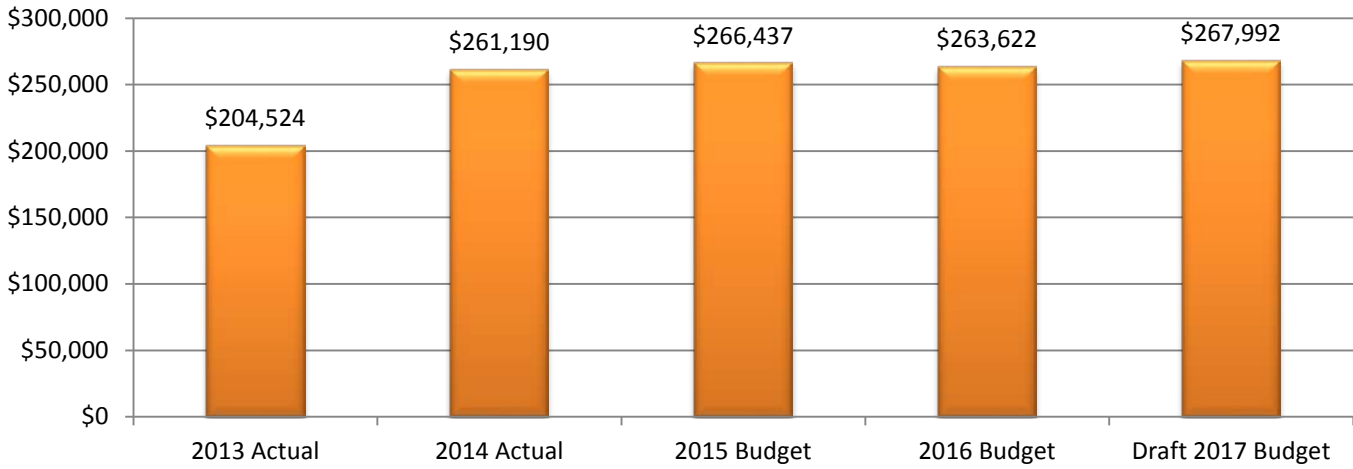
Additional revenue to the General Fund in the form of quarterly transfers from a JNET account occur totaling \$55,998. This is reimbursement from the State of Michigan for the third FTE in the budget a civilian administrative assistant.



| Expenditure History       |                       |                       |                       |                               |                       |                               |                             |
|---------------------------|-----------------------|-----------------------|-----------------------|-------------------------------|-----------------------|-------------------------------|-----------------------------|
|                           | 2013<br><u>ACTUAL</u> | 2014<br><u>ACTUAL</u> | 2015<br><u>BUDGET</u> | 2016 DEPT<br><u>REQUESTED</u> | 2016<br><u>BUDGET</u> | 2017 DEPT<br><u>REQUESTED</u> | DRAFT 2017<br><u>BUDGET</u> |
| PERSONNEL SERVICES        | \$202,288             | \$259,140             | \$264,085             | \$261,270                     | \$261,270             | \$265,640                     | \$265,640                   |
| SUPPLIES & MATERIALS      | \$2,236               | \$2,050               | \$2,352               | \$2,352                       | \$2,352               | \$2,352                       | \$2,352                     |
| <b>TOTAL PROGRAM COST</b> | <b>\$204,524</b>      | <b>\$261,190</b>      | <b>\$266,437</b>      | <b>\$263,622</b>              | <b>\$263,622</b>      | <b>\$267,992</b>              | <b>\$267,992</b>            |



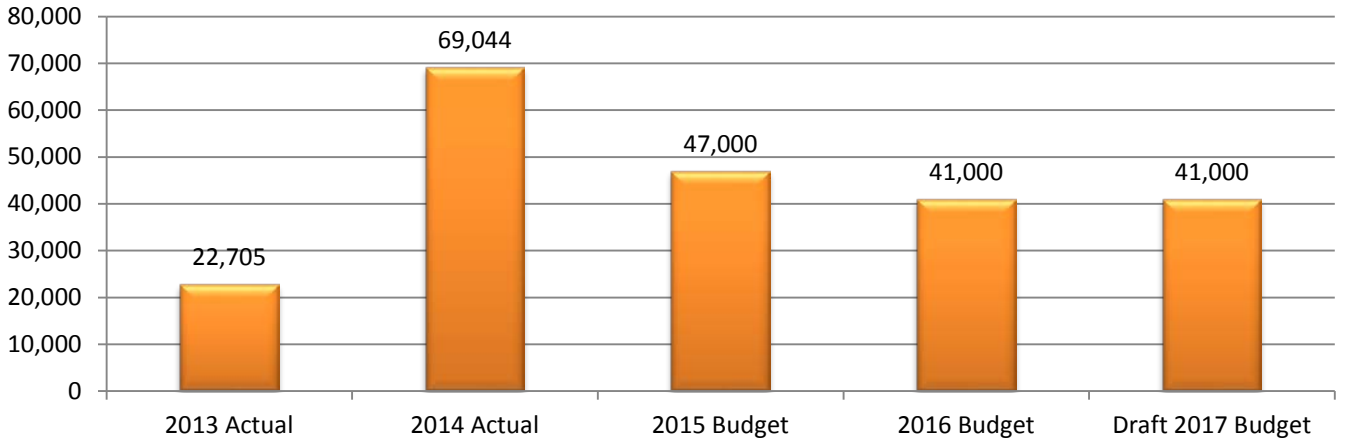
**LAWNET NARCOTICS GRANT**



**Revenue History**

|                           | 2013<br><u>ACTUAL</u> | 2014<br><u>ACTUAL</u> | 2015<br><u>BUDGET</u> | 2016 DEPT<br>REQUESTED | 2016<br><u>BUDGET</u> | 2017 DEPT<br>REQUESTED | DRAFT 2017<br>BUDGET |
|---------------------------|-----------------------|-----------------------|-----------------------|------------------------|-----------------------|------------------------|----------------------|
| INTERGOVERNMENTAL         | 22,705                | 69,044                | 47,000                | 41,000                 | 41,000                | 41,000                 | 41,000               |
| <b>TOTAL PROGRAM COST</b> | \$22,705              | \$69,044              | \$47,000              | \$41,000               | \$41,000              | \$41,000               | \$41,000             |

**LAWNET NARCOTICS GRANT**



## Strategic Outcomes

| <u>Indicator</u>   | <u>2011<br/>Actual</u> | <u>2013<br/>Actual</u> | <u>2014<br/>Target</u> | <u>2015<br/>Target</u> | <u>2016<br/>Target</u> | <u>2017<br/>Target</u> |
|--|------------------------|------------------------|------------------------|------------------------|------------------------|------------------------|
| Percent of respondents who say their overall feeling of safety in Jackson County is excellent or good. | -                      | 49%                    | ND                     | 55%                    | -                      | 55%                    |
| Percent of respondents who say they feel very or somewhat safe in their neighborhood during the day.   | 84%                    | 92%                    | ND                     | 93%                    | -                      | 94%                    |

## Other Key Indicators

| <u>Indicator</u>                    | <u>2012<br/>Actual</u> | <u>2013<br/>Actual</u> | <u>2014<br/>Target</u> | <u>2015<br/>Target</u> | <u>2016<br/>Target</u> | <u>2017<br/>Target</u> |
|-------------------------------------|------------------------|------------------------|------------------------|------------------------|------------------------|------------------------|
| Investigations                      | 256                    | 195                    | 235                    | 235                    |                        |                        |
| Arrests                             | 180                    | 106                    | 139                    | 139                    |                        |                        |
| Search Warrants Executed            | 71                     | 64                     | 65                     | 65                     |                        |                        |
| Firearms Seized                     | 41                     | 40                     | 41                     | 41                     |                        |                        |
| Deputies                            | 2                      | 2                      | 2                      | 2                      |                        |                        |
| Investigations per Deputy           | 140                    | 98                     | 121                    | 121                    |                        |                        |
| Arrests per Deputy                  | 110                    | 53                     | 75                     | 75                     |                        |                        |
| Search Warrants Executed per Deputy | 40                     | 32                     | 34                     | 34                     |                        |                        |
| Firearms Seized per Deputy          | 25                     | 20                     | 22                     | 22                     |                        |                        |
| Cocaine Seized (grams)              | 1,000                  | 44                     | 688                    | 688                    |                        |                        |
| Crack Cocaine Seized (grams)        | 250                    | 250                    | 287                    | 287                    |                        |                        |
| Methamphetamine Seized (grams)      | 1,900                  | 27                     | 974                    | 974                    |                        |                        |
| Heroin Seized (grams)               | 2,700                  | 35                     | 1,376                  | 1,376                  |                        |                        |

# Marine Law Enforcement

---

## Activities

This seasonal department is staffed by fully trained, state certified Marine Deputies who engage in a broad range of activities. They include patrolling county waterways for violators, livery inspections, boat accident investigations and conducting boater safety education and certification classes.

## Strategic Plan Impact

### ✓ **Safe Community**

The Sheriff has the responsibility of responding to and investigating criminal complaints throughout the County of Jackson. The Office of the Sheriff is committed to the enforcement of laws, the protection of life and property while respecting individual rights, human dignity and community values. Delivering this service will create a community where both people and organizations can thrive and prosper. Through vigorous enforcement and visibility the Office of the Sheriff continues to make Jackson County a safe environment in which to live work and play.

### ✓ **Economic Development**

Through the efforts of the Sheriff to create a safe community in which to live, work and play we indirectly impact the ability of business to thrive. A safe community enjoys the benefits of increased economic development. Safe communities also draw residents from other locations who seek safe, quiet places to raise a family.

### ✓ **Recreational & Cultural Opportunities**

The feeling of safety provided as a result of enforcement and education lends itself to the enjoyment of all Jackson County parks, lakes and recreational opportunities. Residents who feel free from the fear of crime will undoubtedly spend more of their available leisure time enjoying the recreation and culture offered in Jackson County. Specific examples include the annual Raft-O-Rama on Clark Lake as well as marine patrol activity that occurs during the summer months and particularly on holiday weekends on the numerous lakes county-wide.

## Accomplishments

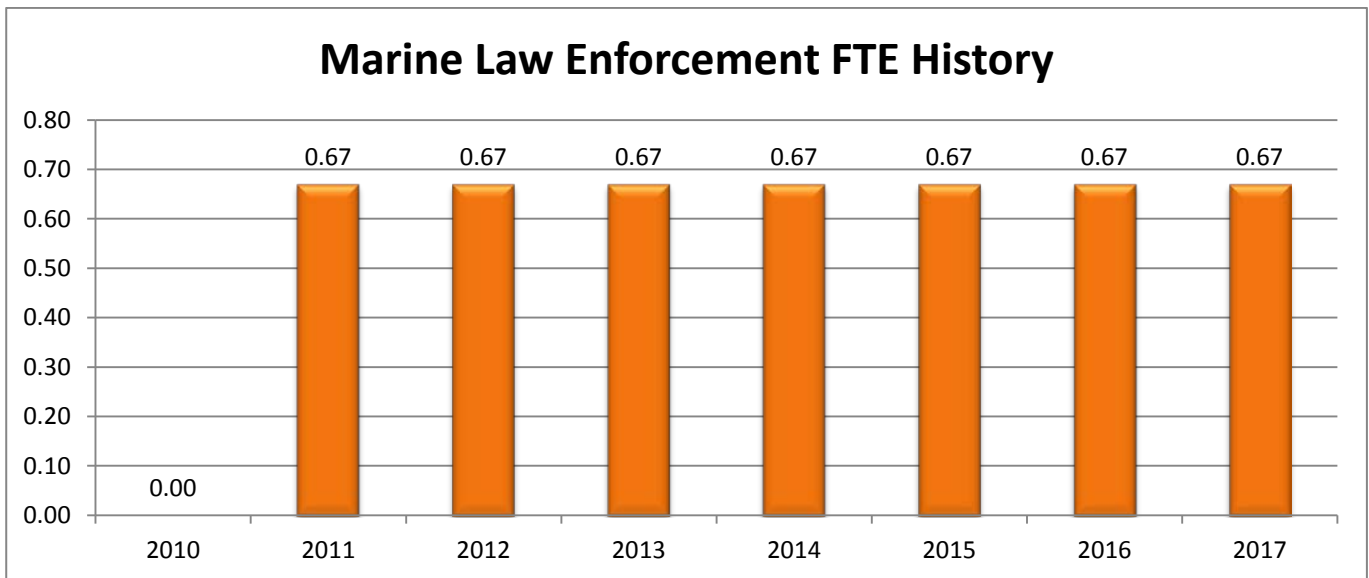
- ✓ Continue to utilize truancy program officers to staff the marine patrol program to recognize cost savings.
- ✓ Dive Recovery team assisted Blackman- Leoni- Township Department of Public Safety with a body recovery from a homicide investigation.

# Sheriff's Department

- ✓ Side sonar equipment was purchased for the Dive Recovery Team to assist in underwater recovery operations.
- ✓ Dive Recovery team assisted in the recovery of a drowning victim at the Waterloo State Park.
- ✓ Partnered through various Lake Associations to provide dedicated patrol and address community concerns.
- ✓ Marine Law Enforcement Deputies taught nearly 13 hours of boater safety instruction enhancing the safety of Jackson County's lakes and rivers.

## Budget Adjustments

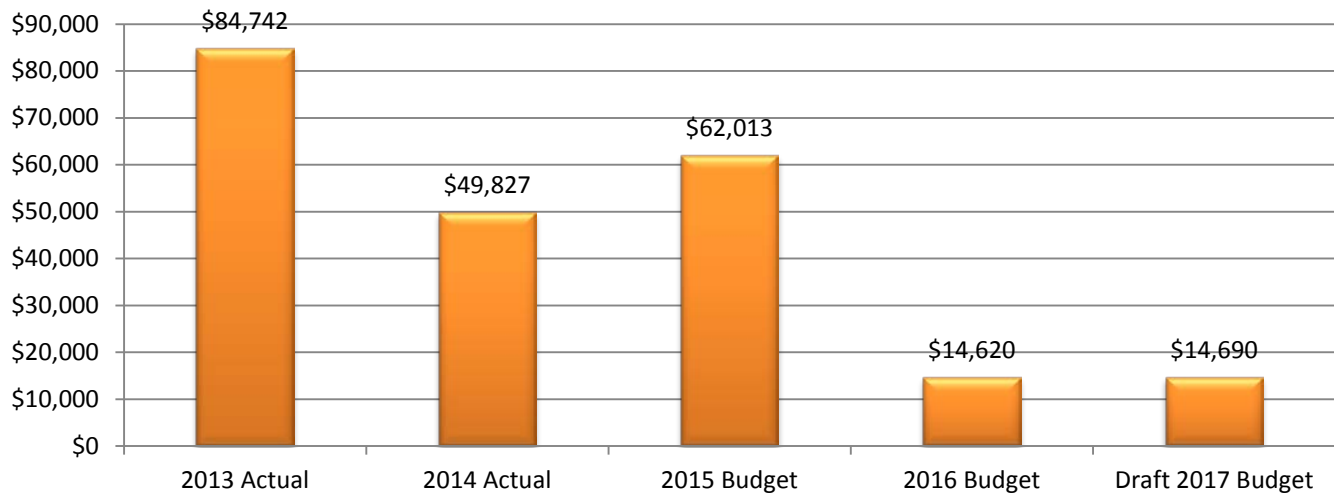
The Sheriff's Office continues to maximize staff by taking advantage of summer breaks in service with the truancy officers and winter breaks in service of the Marine Patrol. Deputies are moved to accommodate the season and demand, which resulted in a cost savings.



## Expenditure History

|                           | 2013<br>ACTUAL  | 2014<br>ACTUAL  | 2015<br>BUDGET  | 2016 DEPT<br>REQUESTED | 2016<br>BUDGET  | 2017 DEPT<br>REQUESTED | DRAFT 2017<br>BUDGET |
|---------------------------|-----------------|-----------------|-----------------|------------------------|-----------------|------------------------|----------------------|
| PERSONNEL SERVICES        | \$70,784        | \$47,341        | \$47,333        | \$4,420                | \$4,420         | \$4,490                | \$4,490              |
| SUPPLIES & MATERIALS      | \$505           | \$2,430         | \$900           | \$900                  | \$900           | \$900                  | \$900                |
| OTHER EXPENSES            | \$13,453        | \$56            | \$13,780        | \$9,300                | \$9,300         | \$9,300                | \$9,300              |
| <b>TOTAL PROGRAM COST</b> | <b>\$84,742</b> | <b>\$49,827</b> | <b>\$62,013</b> | <b>\$14,620</b>        | <b>\$14,620</b> | <b>\$14,690</b>        | <b>\$14,690</b>      |

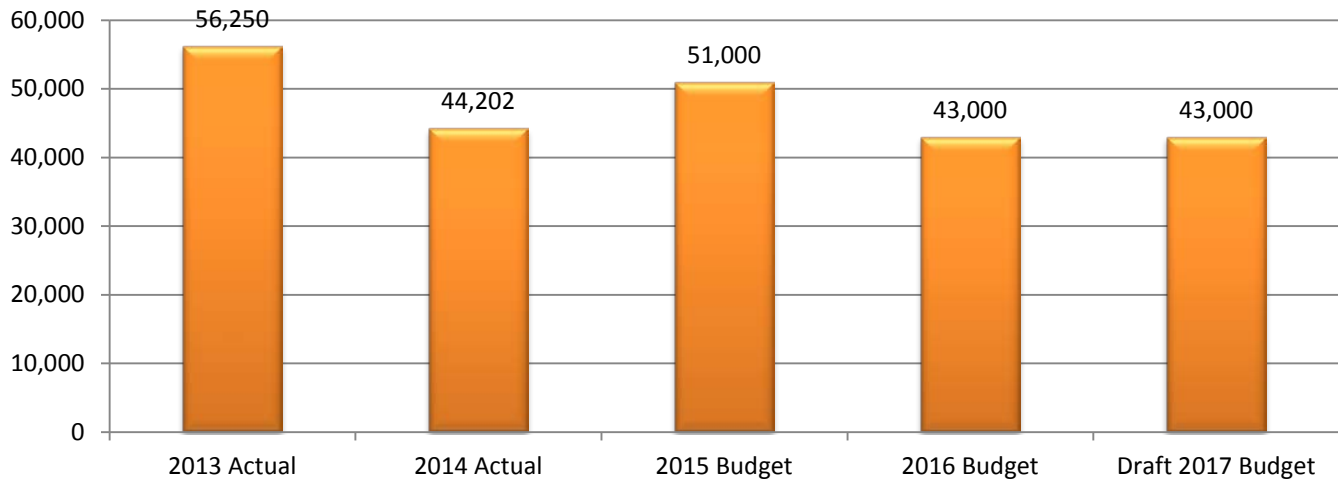
## MARINE LAW ENFORCEMENT



## Revenue History

|                           | 2013<br>ACTUAL  | 2014<br>BUDGET  | 2015<br>BUDGET  | 2016 DEPT<br>REQUESTED | 2016<br>BUDGET | 2017 DEPT<br>REQUESTED | DRAFT 2017<br>BUDGET |
|---------------------------|-----------------|-----------------|-----------------|------------------------|----------------|------------------------|----------------------|
| INTERGOVERNMENTAL         | \$56,250        | \$44,202        | \$51,000        | \$43,000               | \$43,000       | \$43,000               | \$43,000             |
| <b>TOTAL PROGRAM COST</b> | <b>\$56,250</b> | <b>\$44,202</b> | <b>\$51,000</b> | <b>\$43,000</b>        | <b>\$4,300</b> | <b>\$43,000</b>        | <b>\$43,000</b>      |

### MARINE LAW ENFORCEMENT



### Strategic Outcomes

| Indicator  | 2011 Actual | 2013 Actual | 2014 Target | 2015 Target | 2016 Target | 2017 Target |
|--|-------------|-------------|-------------|-------------|-------------|-------------|
| Percent of respondents who say their overall feeling of safety in Jackson County is excellent or good. | -           | 49%         | ND          | 55%         | -           | 55%         |
| Percent of respondents who say they feel very or somewhat safe in their neighborhood during the day.   | 84%         | 92%         | ND          | 93%         | -           | 94%         |

### Other Key Indicators

| Indicator                      | 2012 Actual | 2013 Actual | 2014 Actual | 2015 Target | 2016 Target | 2017 Target |
|--------------------------------|-------------|-------------|-------------|-------------|-------------|-------------|
| Field Contacts                 | 1,000       | 504         | 730         | 800         |             |             |
| Citations                      | 25          | 34          | 48          | 50          |             |             |
| Boater and ORV Safety Students | 500         | 380         | 465         | 300         |             |             |
| Crashes Investigated           | 0           | 2           | 2           | 2           |             |             |

|   |       |       |       |       |  |  |
|---|-------|-------|-------|-------|--|--|
| Seasonal Deputies                         | 4     | 4     | 4     | 4     |  |  |
| Hours                                     | 1,800 | 1,315 | 1,590 | 1,590 |  |  |
| Field Contacts per Deputy                 | 250   | 126   | 182   | 190   |  |  |
| Citation per Deputy                       | 6     | 9     | 12    | 12    |  |  |
| Boater and ORV Safety Students per Deputy | 125   | 95    | 117   | 100   |  |  |
| Crashes Investigated per Deputy           | 0     | .5    | 1     | 1     |  |  |
| Fatal or Serious Injury Boating Crashes   | 0     | 0     | 0     | 0     |  |  |

# Emergency Dispatch

---

## Activities

The 911 Communication Center provides round-the-clock answering of 9-1-1- calls for fire, police and medical services for the citizens of Jackson County. The center is also responsible for dispatching the appropriate public safety agencies to respond to these calls for service. The 911 Communications Center services the 160,000 residents of Jackson County by coordinating the response of 40 public safety agencies.

## Strategic Plan Impact

### ✓ Safe Community

The dispatch center is the central facility within the county for helping to ensure a safe community. All calls for emergency within the county, either for police or fire/rescue services, are received or handled in the dispatch center. Not only do the members of the dispatch center work to ensure police and first responders' safety, they are also working 24 hours a day to ensure the safety of community members. The 911 communications center services the residents of Jackson County by coordinating the responses of 47 public safety agencies.

### ✓ Healthy Community

The 911 dispatch center has a direct link to the community in which it serves, its primary goal is to quickly and effectively dispatch emergency assets to citizens in need. One of the dispatch centers main objectives is to help to ensure a healthy & safe community. Efficient and effective dispatching of public safety resources (police, fire and rescue) can only effectively happen with a technologically equipped 911 center. The safety and welfare of this community are met by the 911 dispatch center. The public safety mission of this community could not be met without this communication center. This center is the first point of contact for citizens in need, crisis or during a emergency.

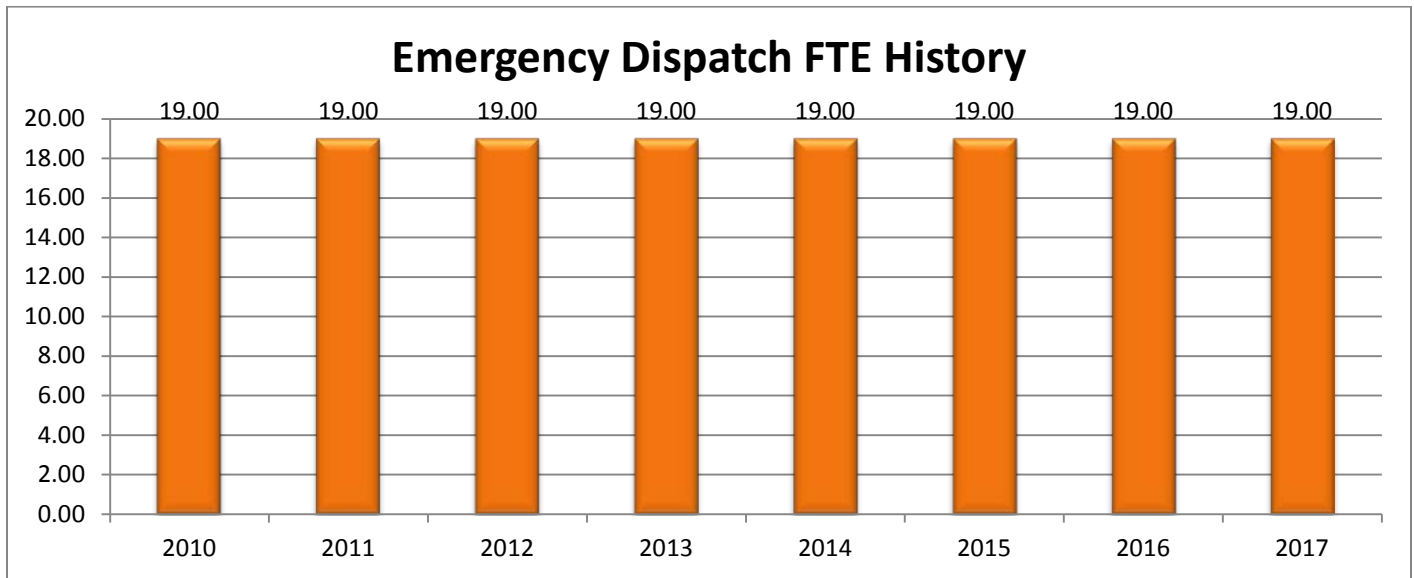
## Accomplishments

- ✓ Jackson County Central Dispatch has dispatched nearly 150,587 calls for police, fire, or rescue services in 2013.
- ✓ The addition of FTE in late 2012 from 19 to 20 was a procedural accounting move; Lieutenant in charge of 911 had been for years in the County Jail Budget position and was moved to correctly account for budget activity. Corresponding reduction of FTE's in the County Jail budget was reflected.



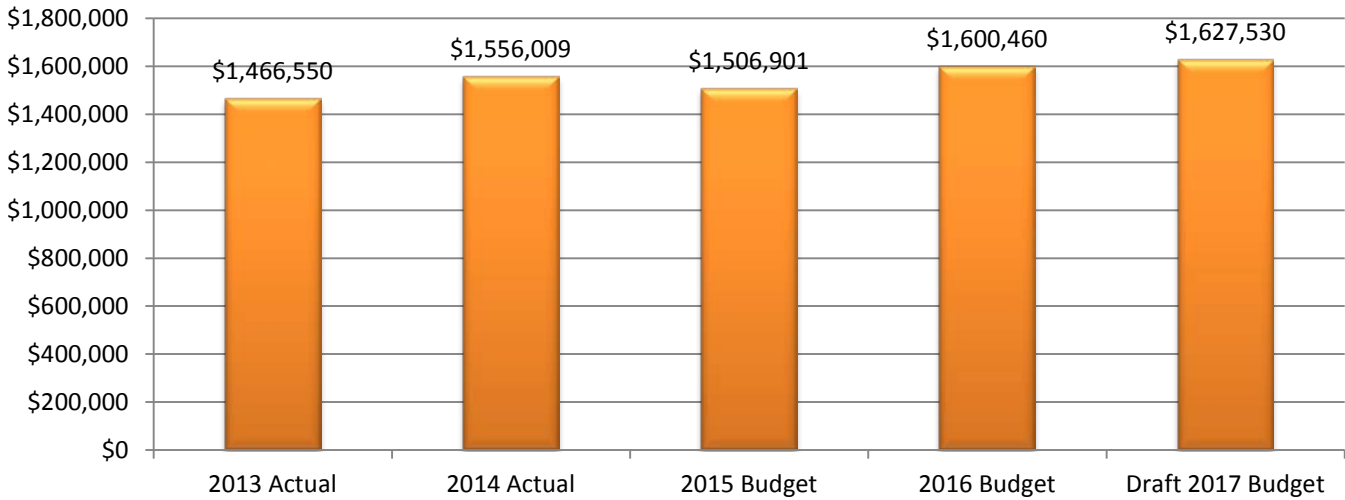
- ✓ Communications Technicians have entered over 726 Protection Orders for the Circuit Court in the state wide LEIN system.
- ✓ Jackson Central Dispatch continues to work with the Jackson County Department of Transportation, STOC, and MDOT closely to address road closures, blockages or other hazardous road conditions quickly and efficiently.
- ✓ The dispatch center utilized 294 hours of training in 2013. Training with dispatch employees is vital as it helps to ensure we maintain a highly specialized and well trained staff who can effectively serve the citizens of Jackson County.
- ✓ Communications Technicians fully utilize the Jackson County GIS map, which has been fully integrated with the New World System's computer aided dispatch software
- ✓ Communications Technicians work closely with the GIS department to correct addressing and road name problems throughout the county.
- ✓ Jackson County Public Safety Communications system will enhance their communication with the cooperation of Enbridge oil Tower, in Parma.
- ✓ Jackson County Emergency Dispatch continues to work aggressively with Jackson City Police to meet the mandated 2013 Federal Commission narrow banding requirements.
- ✓ Jackson Central Dispatch has implemented text to fire paging which will add a layer of redundancy to the fire department paging system along with critical incidents for other departments  
Jackson County Central Dispatch is in the process of constructing a new modern 911 center in the Human Services building.
- ✓ On August 7th 911 received a call for a missing person with the beginning stages of Alzheimer's. Over the next two shifts operators repeatedly attempted to locate the women via cell phone and eventually zeroed in on her location on an Ohio freeway. Ohio Highway Patrol dispatch was contacted and OHP Troopers safely stopped the vehicle near Freemont OH.
- ✓ Jackson 911 receives a call of a potential homicide situation. The Operator determined the location of the armed individual in San Diego California and alerts authorities. Tactical teams engage in a lengthy standoff in California that ends peacefully.

## Budget Adjustments



| Expenditure History       |                       |                       |                       |                               |                       |                               |                             |
|---------------------------|-----------------------|-----------------------|-----------------------|-------------------------------|-----------------------|-------------------------------|-----------------------------|
|                           | 2013<br><u>ACTUAL</u> | 2014<br><u>ACTUAL</u> | 2015<br><u>BUDGET</u> | 2016 DEPT<br><u>REQUESTED</u> | 2016<br><u>BUDGET</u> | 2017 DEPT<br><u>REQUESTED</u> | DRAFT 2017<br><u>BUDGET</u> |
| PERSONNEL SERVICES        | \$1,331,492           | \$1,420,988           | \$1,372,631           | \$1,451,490                   | \$1,451,490           | \$1,478,560                   | \$1,478,560                 |
| SUPPLIES & MATERIALS      | \$2,119               | \$650                 | \$649                 | \$3,349                       | \$3,349               | \$3,349                       | \$3,349                     |
| CONTRACT SERVICES         | \$121,048             | \$120,882             | \$121,121             | \$130,121                     | \$130,121             | \$130,121                     | \$130,121                   |
| OTHER EXPENSES            | \$11,891              | \$13,489              | \$12,500              | \$15,500                      | \$15,500              | \$15,500                      | \$15,500                    |
| <b>TOTAL PROGRAM COST</b> | \$1,466,550           | \$1,556,009           | \$1,506,901           | \$1,600,460                   | \$1,600,460           | \$1,627,530                   | \$1,627,530                 |

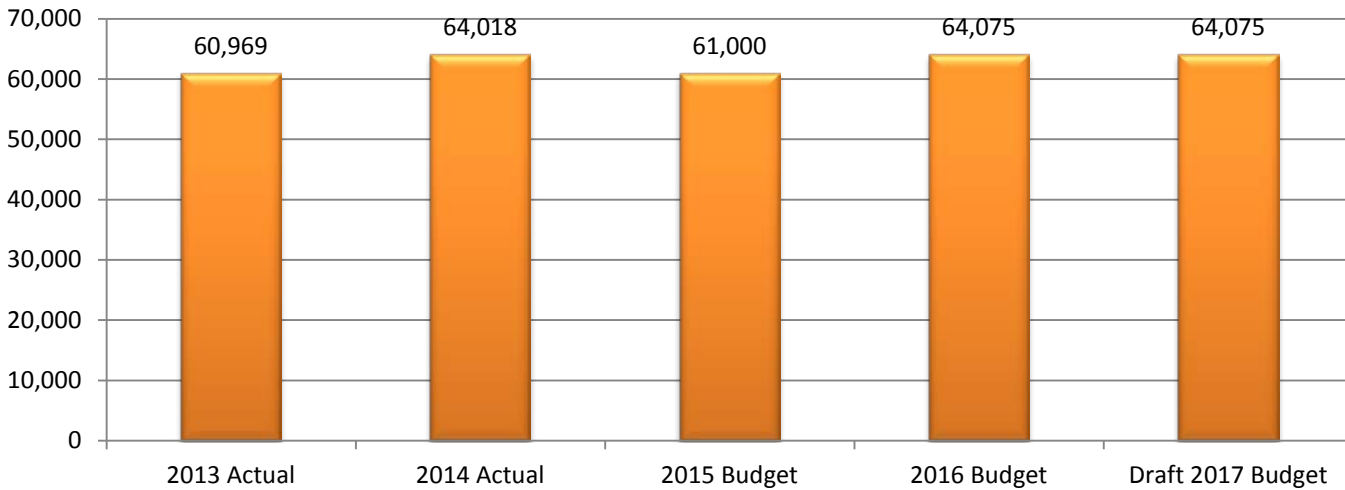
**EMERGENCY DISPATCH**



**Revenue History**

|                           | 2013<br><u>ACTUAL</u> | 2014<br><u>ACTUAL</u> | 2015<br><u>BUDGET</u> | 2016 DEPT<br><u>REQUESTED</u> | 2016<br><u>BUDGET</u> | 2017 DEPT<br><u>REQUESTED</u> | DRAFT 2017<br><u>BUDGET</u> |
|---------------------------|-----------------------|-----------------------|-----------------------|-------------------------------|-----------------------|-------------------------------|-----------------------------|
| CHARGES/FEES              | 60,969                | 64,018                | 61,000                | 64,075                        | 64,075                | 64,075                        | 64075                       |
| INTERGOVERNMENTAL         | -                     | -                     | -                     | -                             | -                     |                               |                             |
| <b>TOTAL PROGRAM COST</b> | \$60,969              | \$64,018              | \$61,000              | \$64,075                      | \$64,075              | \$64,075                      | \$64,075                    |

**EMERGENCY DISPATCH**



### Strategic Outcomes

| <u>Indicator</u>   | <u>2011<br/>Actual</u> | <u>2013<br/>Actual</u> | <u>2014<br/>Target</u> | <u>2015<br/>Target</u> | <u>2016<br/>Target</u> | <u>2017<br/>Target</u> |
|--|------------------------|------------------------|------------------------|------------------------|------------------------|------------------------|
| Percent of respondents who say their overall feeling of safety in Jackson County is excellent or good. | -                      | 49%                    | ND                     | 55%                    | -                      | 55%                    |
| Percent of respondents who say they feel very or somewhat safe in their neighborhood during the day.   | 84%                    | 92%                    | ND                     | 93%                    | -                      | 94%                    |

### Other Key Indicators

| <u>Indicator</u>                      | <u>2012<br/>Actual</u> | <u>2013<br/>Actual</u> | <u>2014<br/>Actual</u> | <u>2015<br/>Target</u> | <u>2016<br/>Target</u> | <u>2017<br/>Target</u> |
|---------------------------------------|------------------------|------------------------|------------------------|------------------------|------------------------|------------------------|
| Number of dispatched calls for Police | 126,000                | 138,541                | 140,000                | 142,000                |                        |                        |
| Number of dispatched calls for Fire   | 27,046                 | 12,046                 | 13,446                 | 14,000                 |                        |                        |
| Number of dispatched calls for Rescue | 9,930                  | 8,287                  | 9,188                  | 9,200                  |                        |                        |
| Dispatchers                           | 19.5                   | 19.5                   | 19.5                   | 19.5                   |                        |                        |
| Police dispatches per dispatcher      | 6,461                  | 7,104                  | 7,179                  | 7,282                  |                        |                        |
| Fire/Rescue dispatches per dispatcher | 1896                   | 1,042                  | 1,160                  | 1,189                  |                        |                        |
| Jackson Community Ambulance           | No Submission          | 9,031                  | 9,000                  | 9,100                  |                        |                        |



This page intentionally left blank.

# County Jail

---

## Activities

The Corrections Division provides for the secure custody and total physical care of offenders lodged in the Jackson County Jail. The department activities can be broken into three major categories: custodial care, physical care and physical plant.

## Strategic Plan Impact

### ✓ **Safe Community**

The Jackson County Jail is the central housing facility for all arrestees within the county. The jail works to ensure the community in which it serves is protected from those people that are incarcerated. The jail also provides a safe environment during the stay for those community members that become incarcerated within the facility. The Jackson County Jail strives to maintain a good working relationship with local, state and federal agencies. There were no escapes or in-custody deaths within the jail.

### ✓ **Healthy Community**

The jail medical staff closely monitors the inmates to see they are receiving prompt and appropriate medical care. The jail staff also closely monitors the inmate medical billing and confers with the medical staff to make certain inmates are receiving needed care. The jail staff also works hand-in-hand with local mental health agencies to ensure inmates receive mental health care should it be needed. The staff works with the Mental Health Court to identify inmates that qualify and may be eligible for their program.

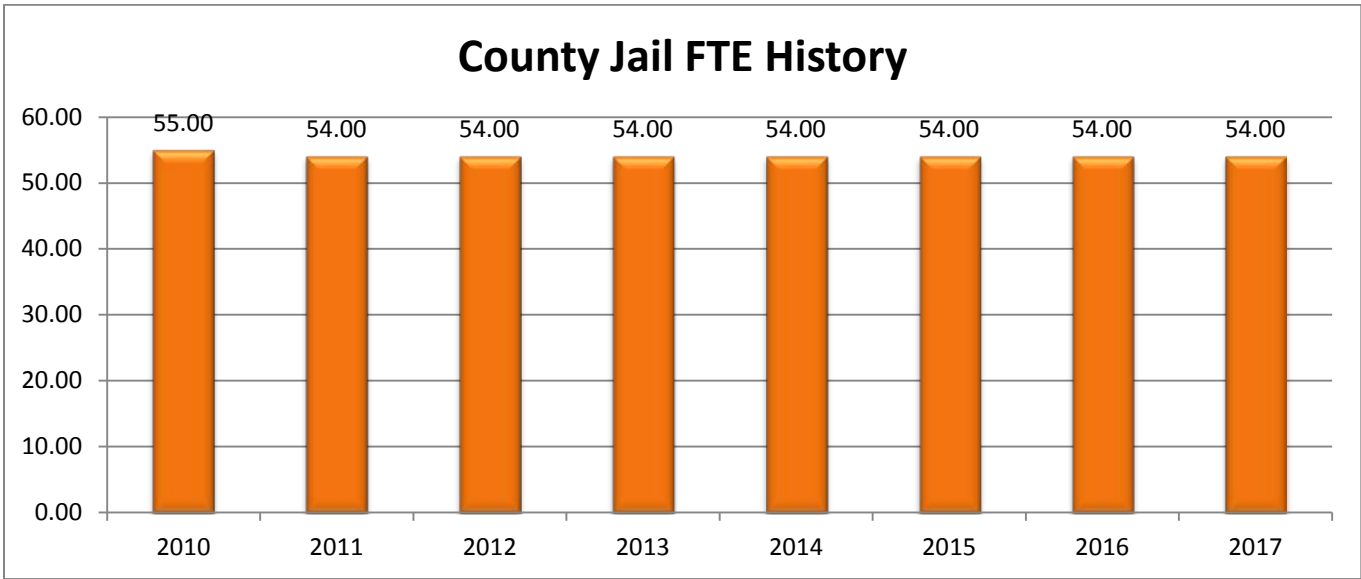
## Accomplishments

- ✓ Corrections Staff completed over 500 facility searches and interdicted contraband entering the facility that included heroin, methamphetamine, marijuana, and tobacco. Their efforts have resulted in multiple criminal charges and convictions.
- ✓ County Jail Facilities obtained "Rapid Scan" body scanner on Federal Surplus program to increase detection of inmate contraband entering the facility.
- ✓ The Corrections Division worked in close cooperation with Jackson Public Schools to maintain a high school diploma completion program that saw its first graduate. Another inmate is scheduled to graduate with their diploma in May. Both inmates have been accepted into college.

- ✓ The perimeter fence and security system at the Chanter Road Facility were updated. This proactive move increased the safety and security of the facility and the public.
- ✓ Booked 8,182 inmates and maintained an average daily population of 388 inmates.
- ✓ Jail Medical Services attended to 14,906 inmates. Mental Health services attended to 1,832 inmates.
- ✓ The Corrections Staff successfully intervened on 119 inmates with suicidal thoughts or intentions
- ✓ Through housing of MDOC inmates, cost recovery on parolee's and other special inmates along with aggressive recovery and collections from inmates and calling services the county jail operations generated nearly 1.2 million in revenues to the County.
- ✓ The Jail Policy and Procedures were updated to favorably reflect MDOC administrative rules for jail and lock-ups.
- ✓ Deputies received three times more training than what is required by the State of Michigan.

**Budget Adjustments**

There are no significant budget adjustments to this program.

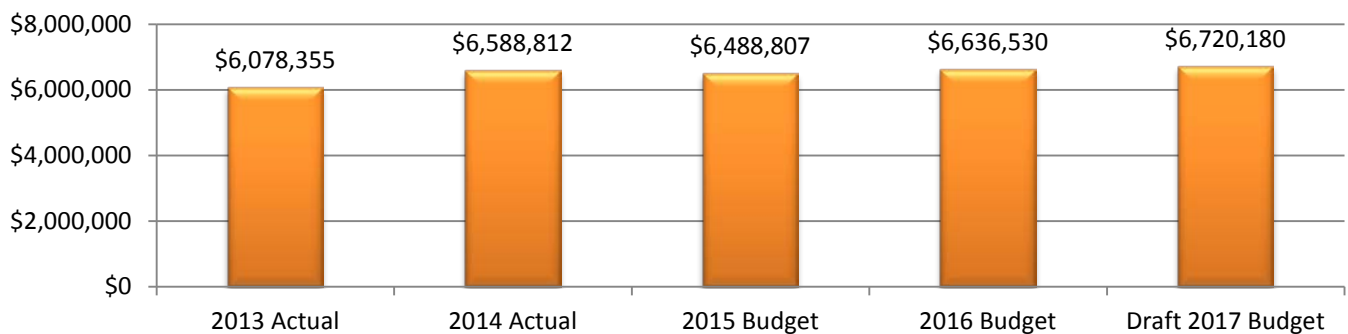


# Sheriff's Department

## Expenditure History

|                           | 2013<br>ACTUAL     | 2014<br>ACTUAL     | 2015<br>BUDGET     | 2016 DEPT<br>REQUESTED | 2016<br>BUDGET     | 2017 DEPT<br>REQUESTED | DRAFT 2017<br>BUDGET |
|---------------------------|--------------------|--------------------|--------------------|------------------------|--------------------|------------------------|----------------------|
| PERSONNEL SERVICES        | \$4,343,802        | \$4,746,229        | \$4,700,242        | \$4,845,840            | \$4,845,840        | \$4,929,490            | \$4,929,490          |
| SUPPLIES & MATERIALS      | \$747,395          | \$802,633          | \$804,666          | \$787,991              | \$787,991          | \$787,991              | \$787,991            |
| CONTRACT SERVICES         | \$621,077          | \$641,764          | \$636,633          | \$636,633              | \$636,633          | \$636,633              | \$636,633            |
| OTHER EXPENSES            | \$366,081          | \$398,186          | \$347,266          | \$366,066              | \$366,066          | \$366,066              | \$366,066            |
| <b>TOTAL PROGRAM COST</b> | <b>\$6,078,355</b> | <b>\$6,588,812</b> | <b>\$6,488,807</b> | <b>\$6,636,530</b>     | <b>\$6,636,530</b> | <b>\$6,720,180</b>     | <b>\$6,720,180</b>   |

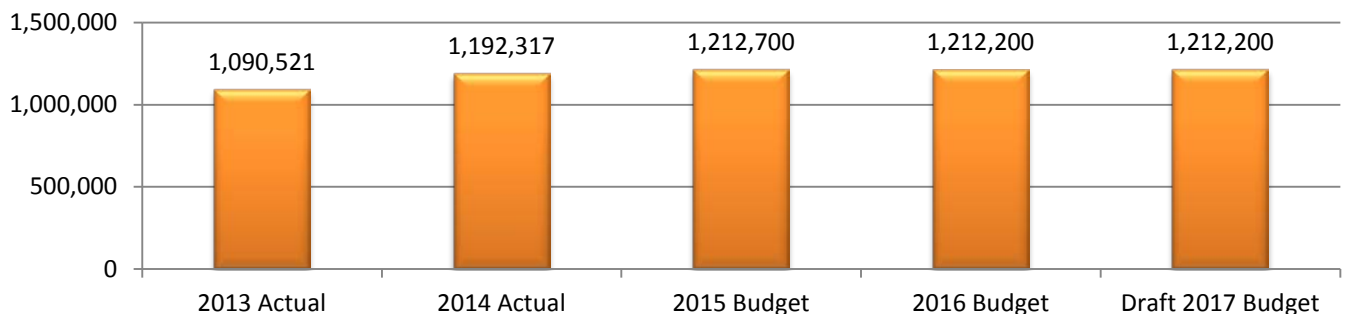
## COUNTY JAIL



## Revenue History

|                           | 2013<br>ACTUAL     | 2014<br>ACTUAL     | 2015<br>BUDGET     | 2016 DEPT<br>REQUESTED | 2016<br>BUDGET     | 2017 DEPT<br>REQUESTED | DRAFT 2017<br>BUDGET |
|---------------------------|--------------------|--------------------|--------------------|------------------------|--------------------|------------------------|----------------------|
| CHARGES/FEES              | \$843,004          | \$1,021,105        | \$952,500          | \$991,300              | \$991,300          | \$991,300              | \$991,300            |
| OTHER                     | \$239,438          | \$164,973          | \$249,200          | \$209,900              | \$209,900          | \$209,900              | \$209,900            |
| FINES                     | \$8,079            | \$6,239            | \$11,000           | \$11,000               | \$11,000           | \$11,000               | \$11,000             |
| <b>TOTAL PROGRAM COST</b> | <b>\$1,090,521</b> | <b>\$1,192,317</b> | <b>\$1,212,700</b> | <b>\$1,212,200</b>     | <b>\$1,212,200</b> | <b>\$1,212,200</b>     | <b>\$1,212,200</b>   |

## COUNTY JAIL





### Strategic Outcomes

| <u>Indicator</u>   | <u>2011<br/>Actual</u> | <u>2013<br/>Actual</u> | <u>2014<br/>Target</u> | <u>2015<br/>Target</u> | <u>2016<br/>Target</u> | <u>2017<br/>Target</u> |
|--|------------------------|------------------------|------------------------|------------------------|------------------------|------------------------|
| Percent of respondents who say their overall feeling of safety in Jackson County is excellent or good. | -                      | 49%                    | ND                     | 55%                    | -                      | 55%                    |
| Percent of respondents who say they feel very or somewhat safe in their neighborhood during the day.   | 84%                    | 92%                    | ND                     | 93%                    | -                      | 94%                    |

### Other Key Indicators

| <u>Indicator</u>       | <u>2012<br/>Actual</u> | <u>2013<br/>Actual</u> | <u>2014<br/>Actual</u> | <u>2015<br/>Target</u> | <u>2016<br/>Target</u> | <u>2017<br/>Target</u> |
|------------------------|------------------------|------------------------|------------------------|------------------------|------------------------|------------------------|
| Bookings               | 8,182                  | 8,309                  | 9,375                  | 9,400                  |                        |                        |
| Releases               | 8,188                  | 8,188                  | 9,251                  | 9,300                  |                        |                        |
| Nurse Calls            | 14,906                 | 13,865                 | 13,116                 | 13,500                 |                        |                        |
| Meals Served           | 424,860                | 441,285                | 429,416                | 430,000                |                        |                        |
| Deputies               | 45                     | 45                     | 45                     | 45                     |                        |                        |
| Sergeants              | 6                      | 6                      | 6                      | 6                      |                        |                        |
| Average daily bookings | 22.4                   | 22.76                  | 26.32                  | 27                     |                        |                        |



# Emergency Management

---

## Activities

Emergency management is concerned with protecting the people and properties of Jackson County. The division continues to work with everyone in the public safety community to mitigate potential disasters and the effects of those disasters that strike.

## Strategic Plan Impact

### ✓ Safe Community

It is the mission of the Jackson County Office of the Sheriff to work in partnership with the citizens of Jackson County toward providing a safe environment while enhancing quality of life consistent with the values and diversity of the community. We are committed to the enforcement of laws, the protection of life and property, while also respecting individual rights, human dignity, and community values. We will be recognized for our strong service orientation, progressive development of our departmental and human resources, and the application of emerging technologies.

The Emergency Management Division of the Jackson County Office of the Sheriff strives to increase public awareness of potential hazards and mitigation of such hazards. Working with the Department of Homeland Security and the Michigan State Police Emergency Management Division it is the goal of Emergency Management to make Jackson a safer community utilizing an all-hazards approach in dealing with potential disasters.

## Accomplishments

- ✓ The Jackson County Office of Emergency Management conducted a full scale exercise. The scenario involved a tornado touchdown on the campus of Spring Arbor University. The exercise tested search and rescue capabilities, air monitoring due to a hazardous materials spill, on scene damage assessment, and the ability to provide sheltering. The cooperative response and participation of over 100 first responders, damage assessors, American Red Cross personnel, and Spring Arbor University staff resulted in a successful event.
- ✓ Jackson County Office of Emergency Management also participated in a Region 1 functional communication exercise. This tested the capabilities of all Public Safety Answering Points in the region to contact each other by various means quickly.

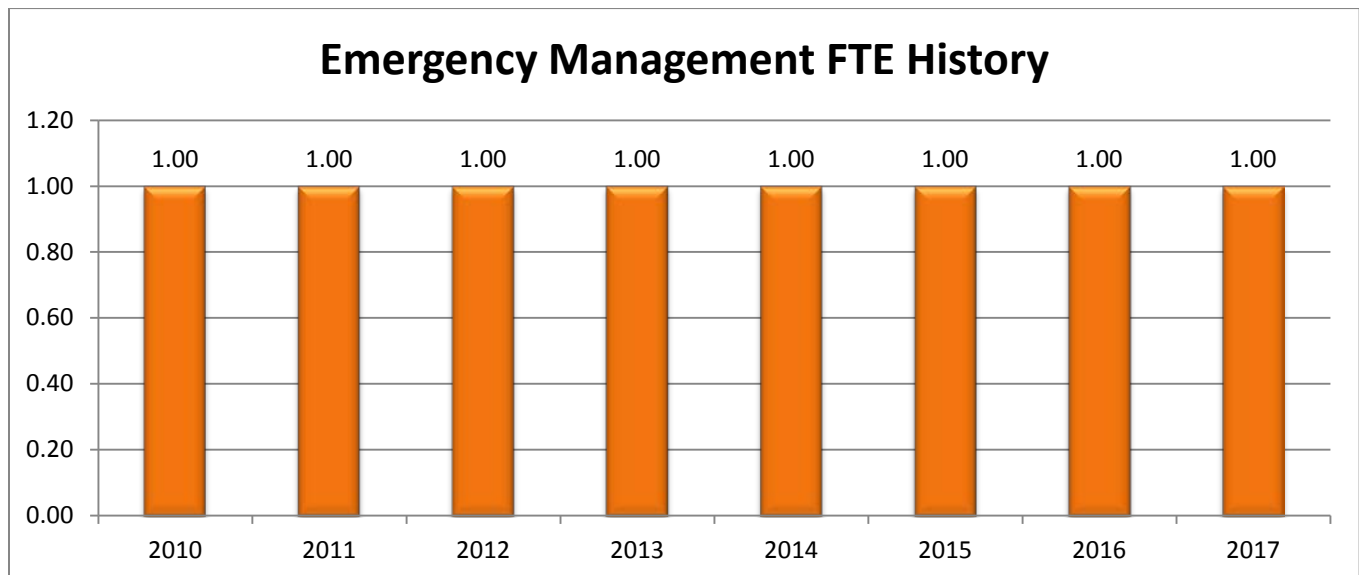
## Sheriff's Department

- ✓ Radio tower equipment was purchased with Homeland Security funds to enhance the public safety communications system. Hazmat equipment was purchased for the fire services in Jackson County to aid in the response to hazardous materials incidents. These purchases enhance Jackson County's ability to respond to emergency incidents within Jackson County.
- ✓ Funds were expended on Hazmat training and equipment for the fire service.
- ✓ Homeland Security Funds were also expended for the training of fire fighters with structural collapses. This will enhance the fire services response to structural disasters.
- ✓ The Jackson County Local Emergency Planning Committee (LEPC) worked with local businesses reviewing their Emergency Hazmat Response Plans.
- ✓ The Jackson County EAG has been reviewed and updated to reflect current changes in personnel and to ensure accuracy.

### Budget Adjustments

There are no significant adjustments to this program.

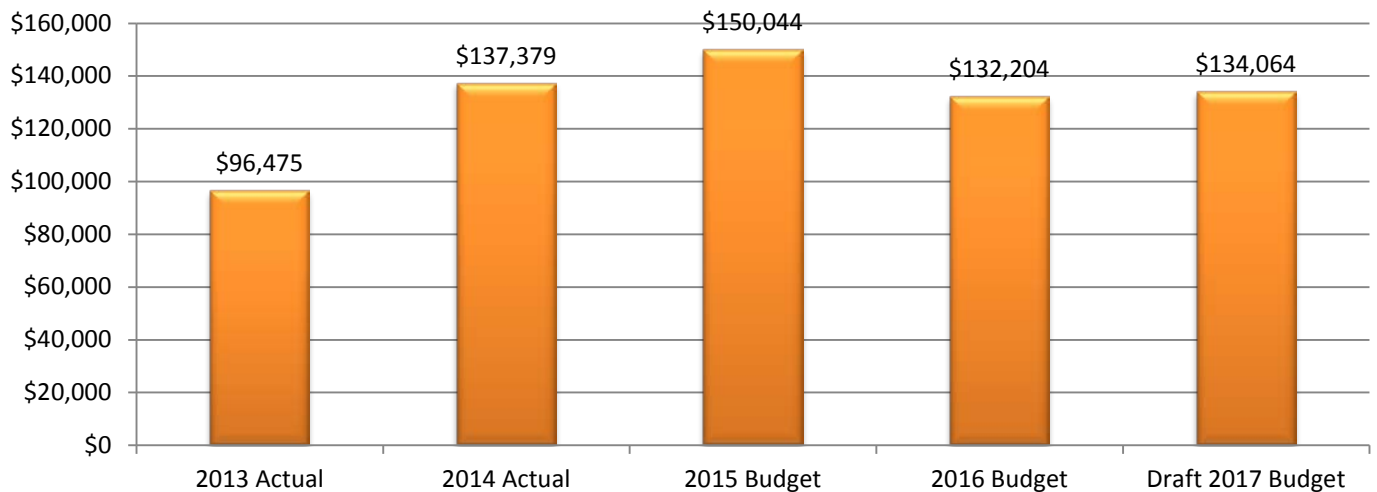
In late 2011 a Lieutenant FTE that was in charge of Emergency Management was eliminated and a city employee managed the program, contractual service costs were paid to the City. For 2014 a Sergeant was transferred from Road Patrol's budget reducing the impact of County Sheriff Budget and placed in charge of the program. The entirety of the Emergency Management grant is now applied to this FTE and significant expense costs were eliminated in the form of contractual services.



# Sheriff's Department

|                           | 2013<br><u>ACTUAL</u> | 2014<br><u>ACTUAL</u> | 2015<br><u>BUDGET</u> | 2016 DEPT<br><u>REQUESTED</u> | 2016<br><u>BUDGET</u> | 2017 DEPT<br><u>REQUESTED</u> | DRAFT 2017<br><u>BUDGET</u> |
|---------------------------|-----------------------|-----------------------|-----------------------|-------------------------------|-----------------------|-------------------------------|-----------------------------|
| PERSONNEL SERVICES        | \$16,926              | \$111,516             | \$127,320             | \$107,780                     | \$107,780             | \$109,640                     | \$109,640                   |
| SUPPLIES & MATERIALS      | \$1,351               | \$2,334               | \$3,174               | \$3,174                       | \$3,174               | \$3,174                       | \$3,174                     |
| CONTRACT SERVICES         | \$76,474              | \$20,744              | \$17,050              | \$18,550                      | \$18,550              | \$18,550                      | \$18,550                    |
| OTHER EXPENSES            | \$1,724               | \$2,785               | \$2,500               | \$2,700                       | \$2,700               | \$2,700                       | \$2,700                     |
| <b>TOTAL PROGRAM COST</b> | <b>\$96,475</b>       | <b>\$137,379</b>      | <b>\$150,044</b>      | <b>\$132,204</b>              | <b>\$132,204</b>      | <b>\$134,064</b>              | <b>\$134,064</b>            |

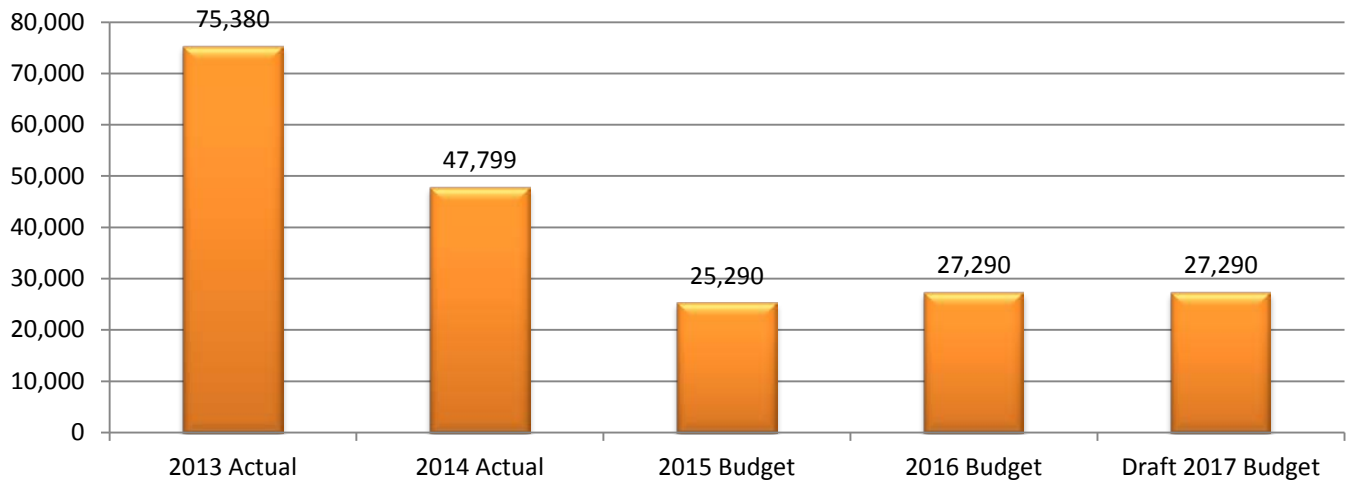
## EMERGENCY MANAGEMENT



### Revenue History

|                           | 2013<br><u>ACTUAL</u> | 2014<br><u>ACTUAL</u> | 2015<br><u>BUDGET</u> | 2016 DEPT<br><u>REQUESTED</u> | 2016<br><u>BUDGET</u> | 2017 DEPT<br><u>REQUESTED</u> | DRAFT 2017<br><u>BUDGET</u> |
|---------------------------|-----------------------|-----------------------|-----------------------|-------------------------------|-----------------------|-------------------------------|-----------------------------|
| CHARGES/FEES              | \$35,408              | -                     | -                     | -                             | -                     | -                             | -                           |
| INTERGOVERNMENTAL         | \$39,972              | \$47,799              | \$25,290              | \$27,290                      | \$27,290              | \$27,290                      | \$27,290                    |
| <b>TOTAL PROGRAM COST</b> | <b>\$75,380</b>       | <b>\$47,799</b>       | <b>\$25,290</b>       | <b>\$27,290</b>               | <b>\$27,290</b>       | <b>\$27,290</b>               | <b>\$27,290</b>             |

### EMERGENCY MANAGEMENT



### Strategic Outcomes

| Indicator   | 2012 Actual | 2013 Actual | 2014 Actual | 2015 Target | 2016 Target | 2017 Target |
|---|-------------|-------------|-------------|-------------|-------------|-------------|
| Maintain Jackson County Emergency Response Plan   | 7           | 8           | 12          |             |             |             |
| Create and Update Hazardous Material Response Plans   | 7           | 8           | 45          |             |             |             |
| Emergency Management Exercises  | 8           | 7           | 5           |             |             |             |
| Attend/Conduct Emergency Management Meetings related to Preparedness /Response /Recovery/Mitigation | 39          | 35          | 35          |             |             |             |

Other Key Indicators

| <u>Indicator</u>  | <u>2012<br/>Actual</u> | <u>2013<br/>Actual</u> | <u>2014<br/>Actual</u> | <u>2015<br/>Target</u> | <u>2016<br/>Target</u> | <u>2017<br/>Target</u> |
|---|------------------------|------------------------|------------------------|------------------------|------------------------|------------------------|
| Equipment Purchased with Homeland Security Funds                      | 1                      | 12                     | 6                      | 5                      |                        |                        |
| Grand Funded Training and Exercises                                   | 3                      | 5                      | 3                      | 3                      |                        |                        |
| Fulfilling Requirements for State Funding                             | 1                      | 1                      | 1                      | 1                      |                        |                        |
| Personnel   | 1                      | 1                      | 1                      | 1                      |                        |                        |
| Homeland Security Grant Money   | 53,758                 | 230,251                | 54,808                 | 45,000                 |                        |                        |
| Emergency Management Performance Grant (EMPG)                         | 32,626                 | \$32,280               | 37,323                 | 37,323                 |                        |                        |
| Homeland Security Funds Secured and Spent by Personnel                | 8,811                  | 23051                  | TBD                    | TBD                    |                        |                        |
| Emergency Management Performance Grant Funding Expended on Personnel. | 32,626                 | \$32,280               | 37,323                 | 37,323                 |                        |                        |

# Truancy Grant

---

## Activities

The Jackson County Sheriff's Department School Truancy/Liaison Program assigns deputies at eight (8) suburban school districts. These deputies are responsible for providing education and support services in the area of law enforcement, identifying students prone to acts of vandalism, violence and truancy. Deputies develop intervention strategies to address these problems.

## Strategic Plan Impact

### ✓ **Safe Community**

Through initiatives such as the school liaison program the Office of the Sheriff continues to build rapport with students and staff in Jackson schools. This program also enables deputies to quickly respond to criminal and civil matters that occur within the schools while providing a visible law enforcement presence to curb any potential school violence.

### ✓ **Economic Development**

Through the efforts of the Sheriff to create a safe community in which to live, work and play we indirectly impact the ability of business to thrive. A safe community enjoys the benefits of increased economic development. Safe communities also draw residents from other locations who seek safe, quiet places to raise a family and safe schools to send their children.

### ✓ **Education**

As stated above, the feeling of safety lends itself to the enjoyment of all of Jackson County's parks, lakes and recreational opportunities. Residents who feel free from the fear of crime will undoubtedly spend more of their available leisure time enjoying the recreation and culture offered in Jackson County. This is also true in Jackson area schools that provide opportunities for both recreation and sporting events. For most rural communities the area high school is the epicenter for community activity.

The feeling of safety in our schools lends itself to the enjoyment of all of Jackson County's school functions. Residents who feel free from the fear of crime will undoubtedly spend more of their available leisure time enjoying the recreation and sporting events offered in local schools. Many of the area schools that participate in the School Liaison Program have a particular extracurricular team or group that has substantial community support. The freedom to attend these events without fear of violence or exposure to other criminal risk is no doubt enhanced by this program.

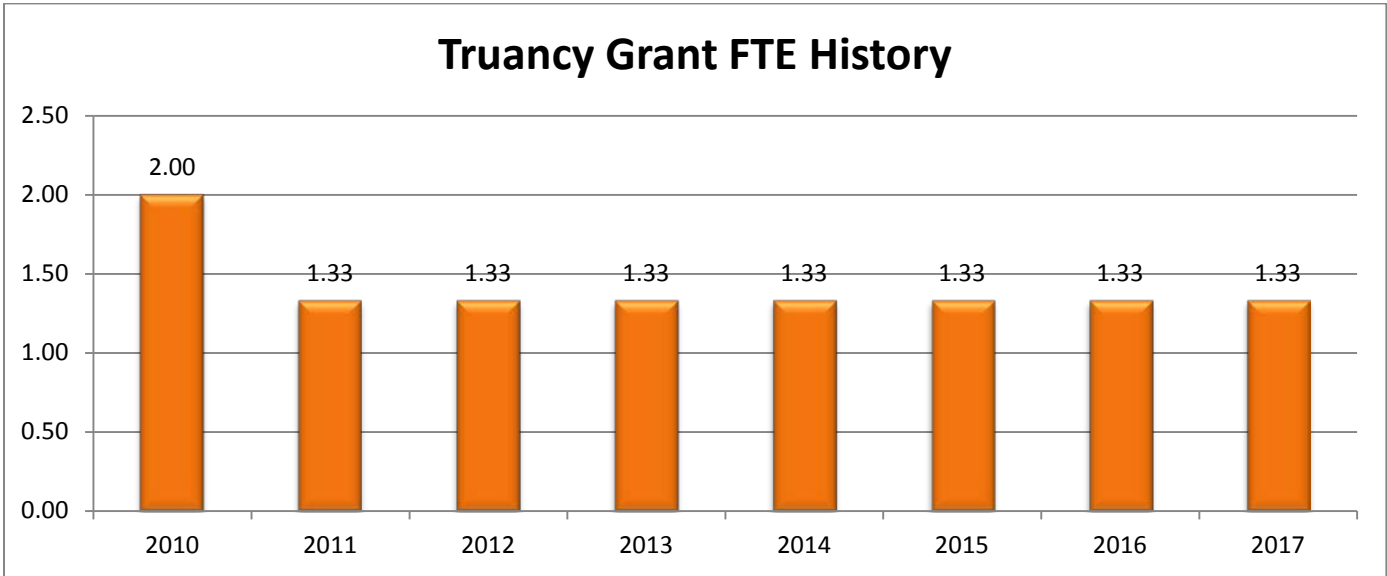


**Accomplishments**

- ✓ The Jackson County Career Center requested to have a Liaison Deputy assigned to the school five days a week.
- ✓ Hanover Community Schools requested a deputy one day a week in their district.
- ✓ Between Hanover Community Schools and the Jackson Area Career Center a total of three days a week were added to the program from the previous year.
- ✓ Liaison Deputies are assisting in promoting the Michigan Sheriff's Association, Sheriffs Telling Our Parents and Promoting Educated Drivers (STOPPED). Deputies presented this program to teacher's parents and students.
- ✓ Liaison Deputies have been instrumental in reducing assaults, drug possession and use within the schools they are assigned.
- ✓ School Liaison Deputies are shared with Marine Law Enforcement Program to more effectively use resources and reduce costs.
- ✓ School Liaison Deputies obtained specialized active shooter training for school incidents and provided a uniform response plan to schools and trained county Law Enforcement on this response plan.
- ✓ School Liaison Deputies embarked on a lengthy project with assistance of Emergency Management to create uniform access to school buildings by Law Enforcement in response to a lock down. This project will be completed in 2014

**Budget Adjustments**

Revenue has continued to rise in this program with schools requesting additional days continuing to offset the cost of program.

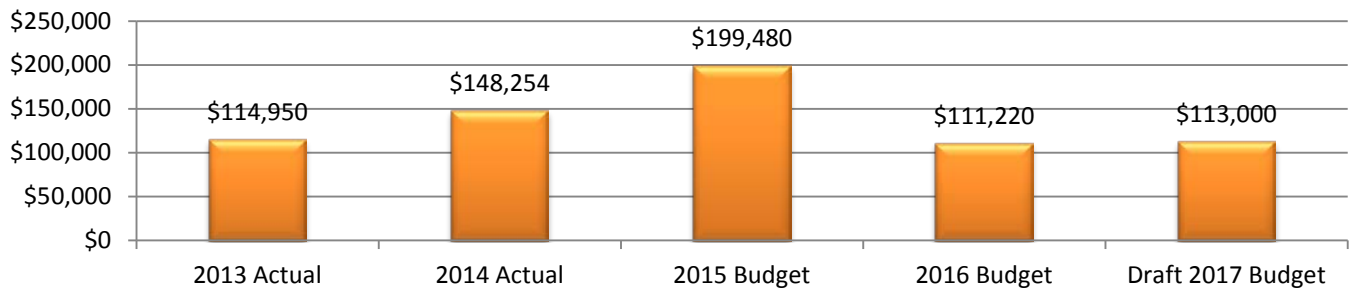


# Sheriff's Department

## Expenditure History

|                           | 2013<br><u>ACTUAL</u> | 2014<br><u>ACTUAL</u> | 2015<br><u>BUDGET</u> | 2016 DEPT<br><u>REQUESTED</u> | 2016<br><u>BUDGET</u> | 2017 DEPT<br><u>REQUESTED</u> | DRAFT 2017<br><u>BUDGET</u> |
|---------------------------|-----------------------|-----------------------|-----------------------|-------------------------------|-----------------------|-------------------------------|-----------------------------|
| PERSONNEL SERVICES        | \$109,542             | \$142,575             | \$194,930             | \$105,670                     | \$105,670             | \$107,450                     | \$107,450                   |
| SUPPLIES & MATERIALS      | \$350                 | \$350                 | \$350                 | \$550                         | \$550                 | \$550                         | \$550                       |
| OTHER EXPENSES            | \$5,058               | \$5,329               | \$4,200               | \$5,000                       | \$5,000               | \$5,000                       | \$5,000                     |
| <b>TOTAL PROGRAM COST</b> | <b>\$114,950</b>      | <b>\$148,254</b>      | <b>\$199,480</b>      | <b>\$111,220</b>              | <b>\$111,220</b>      | <b>\$113,000</b>              | <b>\$113,000</b>            |

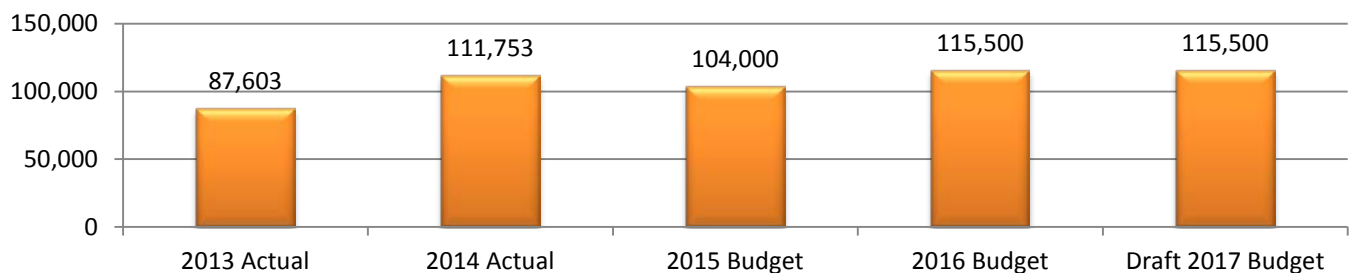
## TRUANCY GRANT



## Revenue History

|                           | 2013<br><u>ACTUAL</u> | 2014<br><u>ACTUAL</u> | 2015<br><u>BUDGET</u> | 2016 DEPT<br><u>REQUESTED</u> | 2016<br><u>BUDGET</u> | 2017 DEPT<br><u>REQUESTED</u> | DRAFT 2017<br><u>BUDGET</u> |
|---------------------------|-----------------------|-----------------------|-----------------------|-------------------------------|-----------------------|-------------------------------|-----------------------------|
| CHARGES/FEES              | \$87,603              | \$111,753             | \$104,000             | \$115,500                     | \$115,500             | \$115,500                     | \$115,500                   |
| <b>TOTAL PROGRAM COST</b> | <b>\$87,603</b>       | <b>\$111,753</b>      | <b>\$104,000</b>      | <b>\$115,500</b>              | <b>\$115,500</b>      | <b>\$115,500</b>              | <b>\$115,500</b>            |

## TRUANCY GRANT



### Strategic Outcomes

| <u>Indicator</u>  | <u>2012<br/>Actual</u> | <u>2013<br/>Actual</u> | <u>2014<br/>Target</u> | <u>2015<br/>Target</u> | <u>2016<br/>Target</u> | <u>2017<br/>Target</u> |
|---|------------------------|------------------------|------------------------|------------------------|------------------------|------------------------|
| Incidents of School Violence                              | 6                      | 12                     | 12                     | 12                     |                        |                        |
| **Began tracking in 2010. Performance measures to follow. |                        |                        |                        |                        |                        |                        |

### Other Key Indicators

| <u>Indicator</u>  | <u>2012<br/>Actual</u> | <u>2013<br/>Actual</u> | <u>2014<br/>Target</u> | <u>2015<br/>Target</u> | <u>2016<br/>Target</u> | <u>2017<br/>Target</u> |
|---|------------------------|------------------------|------------------------|------------------------|------------------------|------------------------|
| Student Contacts  | 5,000                  | 5,150                  | 5,000                  | 5,000                  |                        |                        |
| Complaints Handled (both formal and informal)             | 85                     | 134                    | 100                    | 100                    |                        |                        |
| Deputies Assigned to School Liaison Program               | 2                      | 3                      | 3                      | 3                      |                        |                        |
| Student Contacts per Deputy                               | 2,500                  | 2,575                  | 2,500                  | 2,500                  |                        |                        |
| Number of Reportable School Violence Incidents            | 6                      | 12                     | 12                     | 12                     |                        |                        |
| **Began tracking in 2010. Performance measures to follow. |                        |                        |                        |                        |                        |                        |