



General Election November 5, 2002

OFFICIAL RESULTS

FEDERAL & STATE OFFICES

are now available! Current returns are with 74 of 74 precincts and 7 of 7 AVCBs reporting-- 100.00% --accounting for 45.63% of the 104157 registered voters.

Reload page for most recent results (press the reload button on your browser).



Use the above navigation icons to quickly jump to other results.

Governor





4 Year Term | 1 position

Table with columns for Precincts Reporting, Republican, Democrat, Green, U.S. Taxpayers, and (None). Rows include candidate names and a TOTAL row.

Detailed Results are available.

Secretary Of State





4 Year Term | 1 position

Precincts Reporting		 Republican	 Democrat	 Green	 U.S. Taxpayers	(None)
74 of 74 Precincts	7 of 7 AVCBs	Terri Lynn Land	Melvin Butch Hollowell	Ray Ziarno	Charles F. Conces	Richard Carl Clement Write-In
TOTAL		28319	16630	565	531	0

Detailed Results are available.

Attorney General






4 Year Term | 1 position

Precincts Reporting		 Republican	 Democrat	 Green	 U.S. Taxpayers
74 of 74 Precincts	7 of 7 AVCBs	Mike Cox	Gary C. Peters	Jerry Jay Kaufman	Gerald Truman Van Sickle
TOTAL		24864	19481	765	518

Detailed Results are available.

United States Senator

6 Year Term | 1 position

Precincts Reporting		 Republican	 Democrat	 Green	 Reform	 Natural Law
74 of 74 Precincts	7 of 7 AVCBs	Andrew Raczkowski	Carl Levin	Eric Borregard	John S. Mangopoulos	Doug Dern
TOTAL		19753	25807	374	213	200

Detailed Results are available.

Representative In Congress 7th District



2 Year Term | 1 position

Precincts Reporting		 Republican	 Democrat	 Libertarian
74 of 74 Precincts	7 of 7 AVCBs	Nick Smith	Mike Simpson	Ken Proctor
TOTAL		27847	17488	753

Detailed Results are available.

State Senator 17th District



4 Year Term | 1 position

Precincts Reporting		 Republican	 Democrat
21 of 21 Precincts	4 of 4 AVCBs	Beverly S. Hammerstrom	Sharon D. Lemasters
TOTAL		8717	5330

Detailed Results are available.

State Senator 19th District



4 Year Term | 1 position

Precincts Reporting		 Republican	 Democrat
53 of 53 Precincts	3 of 3 AVCBs	Mickey Mortimer	Mark Schauer
TOTAL		16608	15159

Detailed Results are available.

State Representative 64th District



2 Year Term | 1 position

Precincts Reporting		 Republican	 Democrat
45 of 45 Precincts	5 of 5 AVCBs	Clark E. Bisbee	Robert L. McNitt
TOTAL		15928	8936

Detailed Results are available.

State Representative 65th District







2 Year Term | 1 position

Precincts Reporting		 Republican	 Democrat
29 of 29 Precincts	2 of 2 AVCBs	Jerry Kratz	Sharon M. Renier
TOTAL		11420	8733

Detailed Results are available.

Member Of The State Board Of Education








8 Year Terms | 2 positions

Precincts Reporting		 Republican	 Democrat	 Libertarian	 Green	 U.S. Taxpayers	 Natural Law					
74 of 74 Precincts	7 of 7 AVCBs	Carolyn L. Curtin	Michael Warren	Elizabeth W. Bauer	Nancy L. Quarles	Diane Barnes	Scotty Boman	Kyle Moxley	Karen Anne Shelley	Judith Czak	Ron Monroe	Michael A. Kitchen
TOTAL		20960	21494	19278	15034	1466	1585	624	723	781	822	550

Detailed Results are available.

Member Of The University Of Michigan Board Of Regents





8 Year Terms | 2 positions

Precincts Reporting		 Republican	 Democrat	 Libertarian	 Green	 U.S. Taxpayers	 U.S. Reform	 Natural Law			
74 of 74 Precincts	7 of 7 AVCBs	Andrea Fischer Newman	Andrew C. Richner	Ismael Ahmed	Greg Stephens	William W. Hall	Susan Fawcett	Matt Petering	Rick Gualdoni	Nick Waun	David Arndt
TOTAL		22957	22239	12726	16648	1360	1928	769	929	442	672

Detailed Results are available.

Member Of The Michigan State University Board Of Trustees







8 Year Terms | 2 positions

Precincts Reporting		 Republican	 Democrat	 Green	 U.S. Taxpayers				
74 of 74 Precincts	7 of 7 AVCBs	Joanne G. Emmons	Donald W. Nugent	Colleen M. McNamara	Cal Rapson	Surjit Dulai	Jason LaFay	Barbara J. Pacifico	Crystal A. Van Sickle
TOTAL		21668	22384	18904	13848	708	946	1285	1304

Detailed Results are available.

Member Of The Wayne State University Board Of Governors

8 Year Terms | 2 positions

Precincts Reporting		 Republican	 Democrat	 Libertarian	 Green	 U.S. Taxpayers	 Natural Law				
74 of 74 Precincts	7 of 7 AVCBs	Diane L. Dunaskiss	Andrew G. McLemore Jr.	Leon H. Atchison	Richard Bernstein	Thomas W. Jones	Stacy Spaulding Van Oast	Frederick Kline	Harold H. Dunn	Robert S. Miller	Kathleen Oakford
TOTAL		22470	18814	15114	16856	953	1291	823	897	883	983

Detailed Results are available.



DETAILED results for Governor

To find a particular township quickly, choose "Find" from the Edit Menu (control-f or command-f) and enter the name of the township.

	Poll Book	% Reg. Voters	Dick Posthumus Loren Bennett	Jennifer M. Granholm John D. Cherry, Jr.	Douglas Campbell Adrianna Buonarroti	Joseph M. Pilchak Clara C. Pilchak	Angelo Scott Brown Write-In	Don Mackle Write-In	Mark Anthony McFarlin Write-In
TOTAL	--	--	24344	22036	365	220	0	0	0
Blackman #1	336	23.93%	128	199	5	1	0	0	0
Blackman #2	374	30.81%	155	210	4	3	0	0	0
Blackman #3	257	25.83%	99	149	2	1	0	0	0
Blackman #4	309	17.70%	127	177	3	0	0	0	0
Blackman #5	352	20.78%	157	185	2	5	0	0	0
Blackman #6	639	36.62%	338	291	5	1	0	0	0
Blackman #7	788	43.08%	425	349	3	1	0	0	0
Blackman #8	690	35.59%	362	307	9	0	0	0	0
AVCB01	1427	N/A	655	744	9	3	0	0	0

			Dick Posthumus Loren Bennett	Jennifer M. Granholm John D. Cherry, Jr.	Douglas Campbell Adrianna Buonarroti	Joseph M. Pilchak Clara C. Pilchak	Angelo Scott Brown Write-In	Don Mackle Write-In	Mark Anthony McFarlin Write-In
Columbia #1	802	46.52%	417	367	8	2	0	0	0
Columbia #2	892	56.14%	498	378	5	5	0	0	0
Columbia #3	1176	53.36%	655	497	9	3	0	0	0
Concord	764	43.81%	452	300	5	2	0	0	0
AVCB01	124	N/A	61	54	0	3	0	0	0
Grass Lake #1	859	55.38%	498	346	4	6	0	0	0
Grass Lake #2	932	54.53%	522	387	10	5	0	0	0
Hanover #1	633	52.01%	377	242	1	5	0	0	0
Hanover #2	671	44.88%	373	291	2	0	0	0	0
Henrietta #1	749	53.42%	361	376	4	4	0	0	0
Henrietta #2	702	40.60%	373	306	9	5	0	0	0
Leoni #1	917	37.60%	433	441	15	6	0	0	0
Leoni #2	643	35.68%	250	298	4	3	0	0	0
Leoni #3	704	33.48%	320	371	4	3	0	0	0
Leoni #4	964	37.95%	490	458	6	5	0	0	0
Leoni #5	141	47.47%	85	53	3	0	0	0	0

			Dick Posthumus Loren Bennett	Jennifer M. Granholm John D. Cherry, Jr.	Douglas Campbell Adrianna Buonarroti	Joseph M. Pilchak Clara C. Pilchak	Angelo Scott Brown Write-In	Don Mackle Write-In	Mark Anthony McFarlin Write-In
AVCB01	646	N/A	253	369	0	2	0	0	0
Liberty #1	736	60.53%	426	299	6	0	0	0	0
Liberty #2	472	54.13%	268	192	8	1	0	0	0
Napoleon #1	629	38.66%	319	290	7	6	0	0	0
Napoleon #2	647	39.96%	288	346	4	6	0	0	0
Napoleon #3	723	43.14%	351	355	6	7	0	0	0
AVCB01	326	N/A	156	160	4	2	0	0	0
Norvell #1	510	51.52%	288	207	7	4	0	0	0
Norvell #2	577	44.21%	291	271	2	6	0	0	0
Parma	917	50.72%	473	414	8	8	0	0	0
Pulaski	660	48.21%	388	257	5	5	0	0	0
Rives #1	903	43.77%	512	358	12	6	0	0	0
Rives #2	735	52.39%	457	270	3	3	0	0	0
Sandstone #1	534	53.40%	325	200	2	5	0	0	0
Sandstone #2	403	54.39%	249	145	1	3	0	0	0
Sandstone #3	367	48.87%	197	164	2	1	0	0	0

			Dick Posthumus Loren Bennett	Jennifer M. Granholm John D. Cherry, Jr.	Douglas Campbell Adrianna Buonarroti	Joseph M. Pilchak Clara C. Pilchak	Angelo Scott Brown Write-In	Don Mackle Write-In	Mark Anthony McFarlin Write-In
Spring Arbor #1	643	65.21%	504	125	5	2	0	0	0
Spring Arbor #2	719	48.26%	466	244	3	1	0	0	0
Spring Arbor #3	297	66.74%	179	116	0	0	0	0	0
Spring Arbor #4	1045	60.20%	627	403	7	3	0	0	0
Springport	612	45.43%	355	242	0	6	0	0	0
Summit #1	378	32.31%	177	190	4	2	0	0	0
Summit #2	513	32.86%	269	235	5	0	0	0	0
Summit #3	902	42.73%	493	402	3	1	0	0	0
Summit #4	585	52.61%	327	251	3	0	0	0	0
Summit #5	692	46.29%	388	297	4	0	0	0	0
Summit #6	854	51.23%	543	305	3	1	0	0	0
Summit #7	506	41.54%	276	226	3	2	0	0	0
Summit #8	366	29.80%	163	194	2	4	0	0	0
Summit #9	76	28.46%	23	49	0	1	0	0	0
Summit #10	465	35.94%	244	212	2	1	0	0	0
Summit #11	416	29.89%	172	236	2	1	0	0	0

			Dick Posthumus Loren Bennett	Jennifer M. Granholm John D. Cherry, Jr.	Douglas Campbell Adrianna Buonarroti	Joseph M. Pilchak Clara C. Pilchak	Angelo Scott Brown Write-In	Don Mackle Write-In	Mark Anthony McFarlin Write-In
Summit #12	495	45.16%	281	205	4	2	0	0	0
AVCB01	974	N/A	572	384	5	0	0	0	0
AVCB02	730	N/A	391	321	5	1	0	0	0
AVCB03	0	N/A	0	0	0	0	0	0	0
Tompkins	864	48.05%	481	355	7	9	0	0	0
Waterloo	958	50.29%	500	431	15	6	0	0	0
City of Jackson Ward 1, #1	368	24.34%	101	259	4	3	0	0	0
City of Jackson Ward 1, #2	284	27.76%	15	261	3	1	0	0	0
City of Jackson Ward 1, #3	331	31.08%	39	285	3	0	0	0	0
City of Jackson Ward 2, #1	388	37.31%	171	208	5	1	0	0	0
City of Jackson Ward 2, #2	261	31.56%	105	146	1	3	0	0	0
City of Jackson Ward 2, #3	362	25.58%	112	240	3	3	0	0	0
City of Jackson Ward 3, #1	216	27.91%	41	165	4	1	0	0	0
City of Jackson Ward 3, #2	437	37.10%	176	252	4	4	0	0	0
City of Jackson Ward 3, #3	454	43.32%	167	272	4	4	0	0	0
City of Jackson Ward 3, #4	99	25.13%	39	57	0	2	0	0	0
City of Jackson Ward 4, #1	369	37.54%	137	222	3	3	0	0	0

			Dick Posthumus Loren Bennett	Jennifer M. Granholm John D. Cherry, Jr.	Douglas Campbell Adrianna Buonarroti	Joseph M. Pilchak Clara C. Pilchak	Angelo Scott Brown Write-In	Don Mackle Write-In	Mark Anthony McFarlin Write-In
City of Jackson Ward 4, #2	503	35.05%	216	267	8	3	0	0	0
City of Jackson Ward 4, #3	837	47.88%	410	412	3	2	0	0	0
City of Jackson Ward 5, #1	256	15.40%	78	171	2	1	0	0	0
City of Jackson Ward 5, #2	366	21.25%	117	233	6	4	0	0	0
City of Jackson Ward 6, #1	1034	54.85%	525	490	9	2	0	0	0
City of Jackson Ward 6, #2	256	35.07%	109	144	2	0	0	0	0
City of Jackson Ward 6, #3	984	53.28%	503	456	11	3	0	0	0



DETAILED results for Secretary Of State

To find a particular township quickly, choose "Find" from the Edit Menu (control-f or command-f) and enter the name of the township.

	Poll Book	% Reg. Voters	Terri Lynn Land	Melvin Butch Hollowell	Ray Ziarno	Charles F. Conces	Richard Carl Clement Write-In
TOTAL	--	--	28319	16630	565	531	0
Blackman #1	336	23.93%	147	166	13	5	0
Blackman #2	374	30.81%	199	154	5	7	0
Blackman #3	257	25.83%	129	114	2	3	0
Blackman #4	309	17.70%	168	124	4	1	0
Blackman #5	352	20.78%	192	143	1	5	0
Blackman #6	639	36.62%	413	194	5	4	0
Blackman #7	788	43.08%	536	209	3	9	0
Blackman #8	690	35.59%	416	237	7	9	0
AVCB01	1427	N/A	803	563	13	9	0
Columbia #1	802	46.52%	473	283	14	7	0

			Terri Lynn Land	Melvin Butch Hollowell	Ray Ziarno	Charles F. Conces	Richard Carl Clement Write-In
Columbia #2	892	56.14%	579	261	10	14	0
Columbia #3	1176	53.36%	776	344	12	8	0
Concord	764	43.81%	472	239	6	1	0
AVCB01	124	N/A	73	41	0	3	0
Grass Lake #1	859	55.38%	533	287	11	10	0
Grass Lake #2	932	54.53%	589	286	16	9	0
Hanover #1	633	52.01%	407	182	6	10	0
Hanover #2	671	44.88%	416	224	4	9	0
Henrietta #1	749	53.42%	438	275	8	7	0
Henrietta #2	702	40.60%	413	246	9	17	0
Leoni #1	917	37.60%	535	313	15	10	0
Leoni #2	643	35.68%	322	201	5	7	0
Leoni #3	704	33.48%	367	291	10	11	0
Leoni #4	964	37.95%	572	346	15	8	0
Leoni #5	141	47.47%	86	46	4	4	0
AVCB01	646	N/A	304	303	7	6	0
Liberty #1	736	60.53%	460	244	9	3	0

			Terri Lynn Land	Melvin Butch Hollowell	Ray Ziarno	Charles F. Conces	Richard Carl Clement Write-In
Liberty #2	472	54.13%	314	141	4	4	0
Napoleon #1	629	38.66%	373	219	8	12	0
Napoleon #2	647	39.96%	343	256	6	14	0
Napoleon #3	723	43.14%	422	266	7	9	0
AVCB01	326	N/A	186	111	4	6	0
Norvell #1	510	51.52%	297	182	4	12	0
Norvell #2	577	44.21%	306	232	11	12	0
Parma	917	50.72%	543	319	12	17	0
Pulaski	660	48.21%	433	193	5	12	0
Rives #1	903	43.77%	541	306	13	7	0
Rives #2	735	52.39%	501	197	8	8	0
Sandstone #1	534	53.40%	373	135	1	5	0
Sandstone #2	403	54.39%	278	98	5	4	0
Sandstone #3	367	48.87%	240	115	5	1	0
Spring Arbor #1	643	65.21%	549	70	5	5	0
Spring Arbor #2	719	48.26%	516	169	1	15	0
Spring Arbor #3	297	66.74%	213	74	2	1	0

			Terri Lynn Land	Melvin Butch Hollowell	Ray Ziarno	Charles F. Conces	Richard Carl Clement Write-In
Spring Arbor #4	1045	60.20%	738	266	7	7	0
Springport	612	45.43%	364	208	4	10	0
Summit #1	378	32.31%	220	127	14	10	0
Summit #2	513	32.86%	351	150	3	1	0
Summit #3	902	42.73%	600	262	15	6	0
Summit #4	585	52.61%	409	156	5	2	0
Summit #5	692	46.29%	477	189	6	3	0
Summit #6	854	51.23%	639	196	7	4	0
Summit #7	506	41.54%	316	166	5	4	0
Summit #8	366	29.80%	197	157	1	5	0
Summit #9	76	28.46%	23	49	0	1	0
Summit #10	465	35.94%	269	169	6	7	0
Summit #11	416	29.89%	212	181	8	3	0
Summit #12	495	45.16%	343	135	2	6	0
AVCB01	974	N/A	660	289	10	3	0
AVCB02	730	N/A	468	237	5	4	0
AVCB03	0	N/A	0	0	0	0	0

			Terri Lynn Land	Melvin Butch Hollowell	Ray Ziarno	Charles F. Conces	Richard Carl Clement Write-In
Tompkins	864	48.05%	511	312	13	10	0
Waterloo	958	50.29%	526	366	33	9	0
City of Jackson Ward 1, #1	368	24.34%	106	249	4	5	0
City of Jackson Ward 1, #2	284	27.76%	27	234	1	9	0
City of Jackson Ward 1, #3	331	31.08%	42	276	4	1	0
City of Jackson Ward 2, #1	388	37.31%	199	166	7	4	0
City of Jackson Ward 2, #2	261	31.56%	134	117	3	3	0
City of Jackson Ward 2, #3	362	25.58%	128	211	5	10	0
City of Jackson Ward 3, #1	216	27.91%	59	138	5	6	0
City of Jackson Ward 3, #2	437	37.10%	201	215	6	3	0
City of Jackson Ward 3, #3	454	43.32%	211	211	8	7	0
City of Jackson Ward 3, #4	99	25.13%	53	43	1	1	0
City of Jackson Ward 4, #1	369	37.54%	166	173	5	6	0
City of Jackson Ward 4, #2	503	35.05%	273	194	10	12	0
City of Jackson Ward 4, #3	837	47.88%	518	283	7	6	0
City of Jackson Ward 5, #1	256	15.40%	99	141	5	2	0
City of Jackson Ward 5, #2	366	21.25%	142	195	7	7	0

			Terri Lynn Land	Melvin Butch Hollowell	Ray Ziarno	Charles F. Conces	Richard Carl Clement Write-In
City of Jackson Ward 6, #1	1034	54.85%	635	351	9	9	0
City of Jackson Ward 6, #2	256	35.07%	140	107	5	0	0
City of Jackson Ward 6, #3	984	53.28%	617	312	14	5	0



DETAILED results for Attorney General

To find a particular township quickly, choose "Find" from the Edit Menu (control-f or command-f) and enter the name of the township.

	Poll Book	% Reg. Voters	Mike Cox	Gary C. Peters	Jerry Jay Kaufman	Gerald Truman Van Sickle
TOTAL	--	--	24864	19481	765	518
Blackman #1	336	23.93%	139	169	11	7
Blackman #2	374	30.81%	169	188	6	4
Blackman #3	257	25.83%	113	124	8	4
Blackman #4	309	17.70%	150	139	4	1
Blackman #5	352	20.78%	158	173	5	3
Blackman #6	639	36.62%	354	246	8	1
Blackman #7	788	43.08%	453	287	9	3
Blackman #8	690	35.59%	376	257	11	10
AVCB01	1427	N/A	647	695	15	18
Columbia #1	802	46.52%	403	342	11	14

			Mike Cox	Gary C. Peters	Jerry Jay Kaufman	Gerald Truman Van Sickle
Columbia #2	892	56.14%	518	306	13	13
Columbia #3	1176	53.36%	665	437	16	8
Concord	764	43.81%	431	275	4	2
AVCB01	124	N/A	62	50	0	3
Grass Lake #1	859	55.38%	484	330	14	9
Grass Lake #2	932	54.53%	512	355	14	13
Hanover #1	633	52.01%	375	203	10	10
Hanover #2	671	44.88%	370	268	6	10
Henrietta #1	749	53.42%	385	331	5	5
Henrietta #2	702	40.60%	359	294	16	11
Leoni #1	917	37.60%	427	395	20	21
Leoni #2	643	35.68%	266	248	8	10
Leoni #3	704	33.48%	319	339	8	10
Leoni #4	964	37.95%	514	394	19	11
Leoni #5	141	47.47%	78	52	4	3
AVCB01	646	N/A	244	354	5	6
Liberty #1	736	60.53%	418	273	16	3
Liberty #2	472	54.13%	273	166	10	4

			Mike Cox	Gary C. Peters	Jerry Jay Kaufman	Gerald Truman Van Sickle
Napoleon #1	629	38.66%	328	249	15	12
Napoleon #2	647	39.96%	296	298	7	8
Napoleon #3	723	43.14%	382	296	9	9
AVCB01	326	N/A	159	140	10	1
Norvell #1	510	51.52%	258	210	11	10
Norvell #2	577	44.21%	282	250	8	16
Parma	917	50.72%	469	378	13	17
Pulaski	660	48.21%	394	227	5	8
Rives #1	903	43.77%	474	358	15	8
Rives #2	735	52.39%	463	225	10	3
Sandstone #1	534	53.40%	305	194	6	4
Sandstone #2	403	54.39%	245	128	7	7
Sandstone #3	367	48.87%	202	143	7	3
Spring Arbor #1	643	65.21%	514	104	7	3
Spring Arbor #2	719	48.26%	467	209	3	11
Spring Arbor #3	297	66.74%	176	109	2	1
Spring Arbor #4	1045	60.20%	662	330	12	5
Springport	612	45.43%	327	245	4	11

			Mike Cox	Gary C. Peters	Jerry Jay Kaufman	Gerald Truman Van Sickle
Summit #1	378	32.31%	193	163	8	5
Summit #2	513	32.86%	297	189	9	1
Summit #3	902	42.73%	539	316	16	4
Summit #4	585	52.61%	375	191	4	3
Summit #5	692	46.29%	425	231	8	5
Summit #6	854	51.23%	580	245	12	4
Summit #7	506	41.54%	297	181	11	3
Summit #8	366	29.80%	152	192	6	5
Summit #9	76	28.46%	21	50	1	1
Summit #10	465	35.94%	228	210	7	4
Summit #11	416	29.89%	181	207	11	2
Summit #12	495	45.16%	310	158	9	5
AVCB01	974	N/A	604	333	14	1
AVCB02	730	N/A	419	280	4	6
AVCB03	0	N/A	0	0	0	0
Tompkins	864	48.05%	458	345	15	15
Waterloo	958	50.29%	459	422	30	15
City of Jackson Ward 1, #1	368	24.34%	92	251	9	7

			Mike Cox	Gary C. Peters	Jerry Jay Kaufman	Gerald Truman Van Sickle
City of Jackson Ward 1, #2	284	27.76%	26	236	4	4
City of Jackson Ward 1, #3	331	31.08%	31	279	7	2
City of Jackson Ward 2, #1	388	37.31%	178	181	11	1
City of Jackson Ward 2, #2	261	31.56%	117	127	4	4
City of Jackson Ward 2, #3	362	25.58%	113	219	9	10
City of Jackson Ward 3, #1	216	27.91%	49	141	10	4
City of Jackson Ward 3, #2	437	37.10%	169	245	6	2
City of Jackson Ward 3, #3	454	43.32%	169	247	11	7
City of Jackson Ward 3, #4	99	25.13%	40	53	3	1
City of Jackson Ward 4, #1	369	37.54%	153	186	3	6
City of Jackson Ward 4, #2	503	35.05%	225	238	18	11
City of Jackson Ward 4, #3	837	47.88%	458	330	12	4
City of Jackson Ward 5, #1	256	15.40%	88	145	10	4
City of Jackson Ward 5, #2	366	21.25%	119	214	13	4
City of Jackson Ward 6, #1	1034	54.85%	564	406	19	6
City of Jackson Ward 6, #2	256	35.07%	116	120	10	1
City of Jackson Ward 6, #3	984	53.28%	554	367	14	7



DETAILED results for United States Senator

To find a particular township quickly, choose "Find" from the Edit Menu (control-f or command-f) and enter the name of the township.

	Poll Book	% Reg. Voters	Andrew Raczkowski	Carl Levin	Eric Borregard	John S. Mangopoulos	Doug Dern
TOTAL	--	--	19753	25807	374	213	200
Blackman #1	336	23.93%	91	229	6	3	1
Blackman #2	374	30.81%	108	251	4	3	1
Blackman #3	257	25.83%	76	170	0	0	5
Blackman #4	309	17.70%	114	187	1	2	0
Blackman #5	352	20.78%	124	218	2	1	1
Blackman #6	639	36.62%	279	337	3	1	1
Blackman #7	788	43.08%	345	412	3	2	4
Blackman #8	690	35.59%	296	363	5	3	4
AVCB01	1427	N/A	553	838	8	2	3
Columbia #1	802	46.52%	337	434	8	2	3

			Andrew Raczkowski	Carl Levin	Eric Borregard	John S. Mangopoulos	Doug Dern
Columbia #2	892	56.14%	410	449	6	3	3
Columbia #3	1176	53.36%	556	587	4	3	6
Concord	764	43.81%	352	369	6	2	2
AVCB01	124	N/A	51	63	0	0	0
Grass Lake #1	859	55.38%	407	426	6	2	4
Grass Lake #2	932	54.53%	412	479	13	2	4
Hanover #1	633	52.01%	300	293	3	6	4
Hanover #2	671	44.88%	290	359	3	3	1
Henrietta #1	749	53.42%	307	419	2	5	4
Henrietta #2	702	40.60%	297	365	14	5	5
Leoni #1	917	37.60%	337	506	14	7	8
Leoni #2	643	35.68%	211	326	3	5	4
Leoni #3	704	33.48%	236	436	7	5	3
Leoni #4	964	37.95%	398	533	7	4	6
Leoni #5	141	47.47%	65	73	1	0	0
AVCB01	646	N/A	225	396	2	3	2
Liberty #1	736	60.53%	349	363	7	2	5
Liberty #2	472	54.13%	233	220	3	4	3

			Andrew Raczkowski	Carl Levin	Eric Borregard	John S. Mangopoulos	Doug Dern
Napoleon #1	629	38.66%	236	369	6	5	3
Napoleon #2	647	39.96%	211	401	6	4	6
Napoleon #3	723	43.14%	271	427	3	8	3
AVCB01	326	N/A	125	184	3	1	4
Norvell #1	510	51.52%	212	278	1	1	4
Norvell #2	577	44.21%	240	308	5	5	4
Parma	917	50.72%	367	498	10	2	7
Pulaski	660	48.21%	317	313	4	5	3
Rives #1	903	43.77%	409	450	7	4	5
Rives #2	735	52.39%	387	318	5	3	1
Sandstone #1	534	53.40%	271	241	3	4	0
Sandstone #2	403	54.39%	209	180	4	2	0
Sandstone #3	367	48.87%	164	192	0	1	2
Spring Arbor #1	643	65.21%	455	164	4	0	2
Spring Arbor #2	719	48.26%	397	301	1	2	5
Spring Arbor #3	297	66.74%	144	144	0	0	1
Spring Arbor #4	1045	60.20%	520	497	4	2	5
Springport	612	45.43%	248	329	6	7	3

			Andrew Raczkowski	Carl Levin	Eric Borregard	John S. Mangopoulos	Doug Dern
Summit #1	378	32.31%	149	209	8	2	2
Summit #2	513	32.86%	206	288	6	0	2
Summit #3	902	42.73%	410	468	5	3	3
Summit #4	585	52.61%	299	273	6	1	0
Summit #5	692	46.29%	326	343	5	2	1
Summit #6	854	51.23%	454	384	6	1	2
Summit #7	506	41.54%	224	267	5	1	1
Summit #8	366	29.80%	108	249	2	0	1
Summit #9	76	28.46%	14	53	1	1	2
Summit #10	465	35.94%	189	258	3	2	0
Summit #11	416	29.89%	129	266	5	2	4
Summit #12	495	45.16%	260	221	4	2	3
AVCB01	974	N/A	547	404	7	3	0
AVCB02	730	N/A	332	383	2	3	2
AVCB03	0	N/A	0	0	0	0	0
Tompkins	864	48.05%	381	444	6	9	4
Waterloo	958	50.29%	379	538	11	3	4
City of Jackson Ward 1, #1	368	24.34%	64	289	5	1	4

			Andrew Raczkowski	Carl Levin	Eric Borregard	John S. Mangopoulos	Doug Dern
City of Jackson Ward 1, #2	284	27.76%	13	258	2	1	2
City of Jackson Ward 1, #3	331	31.08%	18	301	3	3	0
City of Jackson Ward 2, #1	388	37.31%	138	228	6	3	1
City of Jackson Ward 2, #2	261	31.56%	88	165	1	2	1
City of Jackson Ward 2, #3	362	25.58%	86	257	4	3	2
City of Jackson Ward 3, #1	216	27.91%	23	183	3	2	0
City of Jackson Ward 3, #2	437	37.10%	132	291	3	3	0
City of Jackson Ward 3, #3	454	43.32%	136	291	4	2	4
City of Jackson Ward 3, #4	99	25.13%	33	64	1	0	0
City of Jackson Ward 4, #1	369	37.54%	99	250	4	4	1
City of Jackson Ward 4, #2	503	35.05%	153	323	7	7	4
City of Jackson Ward 4, #3	837	47.88%	338	465	7	2	1
City of Jackson Ward 5, #1	256	15.40%	66	179	5	0	0
City of Jackson Ward 5, #2	366	21.25%	92	254	7	1	1
City of Jackson Ward 6, #1	1034	54.85%	426	573	4	4	1
City of Jackson Ward 6, #2	256	35.07%	87	159	3	1	0
City of Jackson Ward 6, #3	984	53.28%	412	534	10	3	2



DETAILED results for Representative In Congress 7th District

To find a particular township quickly, choose "Find" from the Edit Menu (control-f or command-f) and enter the name of the township.

	Poll Book	% Reg. Voters	Nick Smith	Mike Simpson	Ken Proctor
TOTAL	--	--	27847	17488	753
Blackman #1	336	23.93%	153	164	8
Blackman #2	374	30.81%	201	161	5
Blackman #3	257	25.83%	124	119	5
Blackman #4	309	17.70%	173	124	1
Blackman #5	352	20.78%	197	138	3
Blackman #6	639	36.62%	404	203	9
Blackman #7	788	43.08%	547	210	6
Blackman #8	690	35.59%	420	230	14
AVCB01	1427	N/A	750	638	12
Columbia #1	802	46.52%	378	398	7

			Nick Smith	Mike Simpson	Ken Proctor
Columbia #2	892	56.14%	521	330	15
Columbia #3	1176	53.36%	679	460	15
Concord	764	43.81%	495	216	6
AVCB01	124	N/A	80	38	1
Grass Lake #1	859	55.38%	529	289	24
Grass Lake #2	932	54.53%	558	316	19
Hanover #1	633	52.01%	419	180	11
Hanover #2	671	44.88%	435	216	6
Henrietta #1	749	53.42%	448	278	6
Henrietta #2	702	40.60%	391	265	22
Leoni #1	917	37.60%	495	352	19
Leoni #2	643	35.68%	327	209	6
Leoni #3	704	33.48%	355	309	15
Leoni #4	964	37.95%	578	352	9
Leoni #5	141	47.47%	85	47	6
AVCB01	646	N/A	300	313	7
Liberty #1	736	60.53%	450	249	21
Liberty #2	472	54.13%	305	154	9

			Nick Smith	Mike Simpson	Ken Proctor
Napoleon #1	629	38.66%	348	258	14
Napoleon #2	647	39.96%	324	281	19
Napoleon #3	723	43.14%	398	289	22
AVCB01	326	N/A	165	142	8
Norvell #1	510	51.52%	255	231	12
Norvell #2	577	44.21%	263	287	9
Parma	917	50.72%	538	323	16
Pulaski	660	48.21%	439	190	13
Rives #1	903	43.77%	564	294	8
Rives #2	735	52.39%	518	188	8
Sandstone #1	534	53.40%	367	137	9
Sandstone #2	403	54.39%	287	98	7
Sandstone #3	367	48.87%	230	124	6
Spring Arbor #1	643	65.21%	549	76	4
Spring Arbor #2	719	48.26%	518	176	10
Spring Arbor #3	297	66.74%	209	78	3
Spring Arbor #4	1045	60.20%	733	289	8
Springport	612	45.43%	395	182	10

			Nick Smith	Mike Simpson	Ken Proctor
Summit #1	378	32.31%	226	138	10
Summit #2	513	32.86%	333	160	5
Summit #3	902	42.73%	584	292	8
Summit #4	585	52.61%	396	174	8
Summit #5	692	46.29%	482	192	7
Summit #6	854	51.23%	660	169	9
Summit #7	506	41.54%	338	148	9
Summit #8	366	29.80%	182	173	3
Summit #9	76	28.46%	23	48	0
Summit #10	465	35.94%	274	177	4
Summit #11	416	29.89%	202	189	14
Summit #12	495	45.16%	337	136	11
AVCB01	974	N/A	651	301	10
AVCB02	730	N/A	445	262	4
AVCB03	0	N/A	0	0	0
Tompkins	864	48.05%	515	298	23
Waterloo	958	50.29%	503	397	24
City of Jackson Ward 1, #1	368	24.34%	112	236	6

			Nick Smith	Mike Simpson	Ken Proctor
City of Jackson Ward 1, #2	284	27.76%	49	221	2
City of Jackson Ward 1, #3	331	31.08%	52	268	4
City of Jackson Ward 2, #1	388	37.31%	199	172	5
City of Jackson Ward 2, #2	261	31.56%	133	119	1
City of Jackson Ward 2, #3	362	25.58%	126	219	8
City of Jackson Ward 3, #1	216	27.91%	71	132	7
City of Jackson Ward 3, #2	437	37.10%	194	225	7
City of Jackson Ward 3, #3	454	43.32%	212	213	7
City of Jackson Ward 3, #4	99	25.13%	54	43	0
City of Jackson Ward 4, #1	369	37.54%	181	164	7
City of Jackson Ward 4, #2	503	35.05%	247	222	17
City of Jackson Ward 4, #3	837	47.88%	515	290	7
City of Jackson Ward 5, #1	256	15.40%	105	140	4
City of Jackson Ward 5, #2	366	21.25%	151	194	7
City of Jackson Ward 6, #1	1034	54.85%	644	339	25
City of Jackson Ward 6, #2	256	35.07%	136	108	5
City of Jackson Ward 6, #3	984	53.28%	618	328	12



DETAILED results for State Senator 17th District

To find a particular township quickly, choose "Find" from the Edit Menu (control-f or command-f) and enter the name of the township.

	Poll Book	% Reg. Voters	Beverly S. Hammerstrom	Sharon D. Lemasters
TOTAL	--	--	8717	5330
Grass Lake #1	859	55.38%	522	297
Grass Lake #2	932	54.53%	557	319
Leoni #1	917	37.60%	458	390
Leoni #2	643	35.68%	276	244
Leoni #3	704	33.48%	333	325
Leoni #4	964	37.95%	552	369
Leoni #5	141	47.47%	94	40
AVCB01	646	N/A	306	307
Norvell #1	510	51.52%	283	201
Norvell #2	577	44.21%	297	247
Summit #1	378	32.31%	212	142
Summit #2	513	32.86%	332	159
Summit #3	902	42.73%	584	280
Summit #4	585	52.61%	389	178
Summit #5	692	46.29%	468	189
Summit #6	854	51.23%	627	194

			Beverly S. Hammerstrom	Sharon D. Lemasters
Summit #7	506	41.54%	314	164
Summit #8	366	29.80%	163	184
Summit #9	76	28.46%	22	49
Summit #10	465	35.94%	250	187
Summit #11	416	29.89%	209	191
Summit #12	495	45.16%	336	141
AVCB01	974	N/A	665	288
AVCB02	730	N/A	468	245
AVCB03	0	N/A	0	0



DETAILED results for State Senator 19th District

To find a particular township quickly, choose "Find" from the Edit Menu (control-f or command-f) and enter the name of the township.

	Poll Book	% Reg. Voters	Mickey Mortimer	Mark Schauer
TOTAL	--	--	16608	15159
Blackman #1	336	23.93%	105	227
Blackman #2	374	30.81%	136	234
Blackman #3	257	25.83%	95	152
Blackman #4	309	17.70%	142	157
Blackman #5	352	20.78%	164	179
Blackman #6	639	36.62%	333	281
Blackman #7	788	43.08%	439	330
Blackman #8	690	35.59%	347	320
AVCB01	1427	N/A	711	677
Columbia #1	802	46.52%	409	357

			Mickey Mortimer	Mark Schauer
Columbia #2	892	56.14%	518	347
Columbia #3	1176	53.36%	669	463
Concord	764	43.81%	421	304
AVCB01	124	N/A	74	44
Hanover #1	633	52.01%	375	238
Hanover #2	671	44.88%	396	262
Henrietta #1	749	53.42%	352	380
Henrietta #2	702	40.60%	350	335
Liberty #1	736	60.53%	435	290
Liberty #2	472	54.13%	269	192
Napoleon #1	629	38.66%	328	285
Napoleon #2	647	39.96%	302	322
Napoleon #3	723	43.14%	362	339
AVCB01	326	N/A	186	129
Parma	917	50.72%	441	440
Pulaski	660	48.21%	394	256
Rives #1	903	43.77%	455	415
Rives #2	735	52.39%	426	292

			Mickey Mortimer	Mark Schauer
Sandstone #1	534	53.40%	317	203
Sandstone #2	403	54.39%	265	131
Sandstone #3	367	48.87%	198	166
Spring Arbor #1	643	65.21%	529	104
Spring Arbor #2	719	48.26%	472	232
Spring Arbor #3	297	66.74%	186	102
Spring Arbor #4	1045	60.20%	661	365
Springport	612	45.43%	325	267
Tompkins	864	48.05%	446	386
Waterloo	958	50.29%	469	455
City of Jackson Ward 1, #1	368	24.34%	94	268
City of Jackson Ward 1, #2	284	27.76%	18	256
City of Jackson Ward 1, #3	331	31.08%	39	286
City of Jackson Ward 2, #1	388	37.31%	163	214
City of Jackson Ward 2, #2	261	31.56%	103	157
City of Jackson Ward 2, #3	362	25.58%	99	251
City of Jackson Ward 3, #1	216	27.91%	43	163
City of Jackson Ward 3, #2	437	37.10%	164	261

			Mickey Mortimer	Mark Schauer
City of Jackson Ward 3, #3	454	43.32%	161	279
City of Jackson Ward 3, #4	99	25.13%	38	59
City of Jackson Ward 4, #1	369	37.54%	146	209
City of Jackson Ward 4, #2	503	35.05%	205	285
City of Jackson Ward 4, #3	837	47.88%	432	385
City of Jackson Ward 5, #1	256	15.40%	85	163
City of Jackson Ward 5, #2	366	21.25%	127	226
City of Jackson Ward 6, #1	1034	54.85%	520	491
City of Jackson Ward 6, #2	256	35.07%	112	142
City of Jackson Ward 6, #3	984	53.28%	557	406



DETAILED results for State Representative 64th District

To find a particular township quickly, choose "Find" from the Edit Menu (control-f or command-f) and enter the name of the township.

	Poll Book	% Reg. Voters	Clark E. Bisbee	Robert L. McNitt
TOTAL	--	--	15928	8936
Concord	764	43.81%	473	214
AVCB01	124	N/A	74	39
Hanover #1	633	52.01%	426	173
Hanover #2	671	44.88%	426	218
Napoleon #1	629	38.66%	387	210
Napoleon #2	647	39.96%	341	259
Napoleon #3	723	43.14%	438	251
AVCB01	326	N/A	196	115
Parma	917	50.72%	521	332
Pulaski	660	48.21%	437	188
Sandstone #1	534	53.40%	371	139
Sandstone #2	403	54.39%	289	92
Sandstone #3	367	48.87%	242	108
Spring Arbor #1	643	65.21%	558	65
Spring Arbor #2	719	48.26%	527	165
Spring Arbor #3	297	66.74%	200	87

			Clark E. Bisbee	Robert L. McNitt
Spring Arbor #4	1045	60.20%	755	263
Summit #1	378	32.31%	220	152
Summit #2	513	32.86%	353	147
Summit #3	902	42.73%	617	267
Summit #4	585	52.61%	426	146
Summit #5	692	46.29%	510	165
Summit #6	854	51.23%	677	163
Summit #7	506	41.54%	344	144
Summit #8	366	29.80%	183	169
Summit #9	76	28.46%	30	42
Summit #10	465	35.94%	271	179
Summit #11	416	29.89%	212	190
Summit #12	495	45.16%	365	118
AVCB01	974	N/A	670	292
AVCB02	730	N/A	488	224
AVCB03	0	N/A	0	0
City of Jackson Ward 1, #1	368	24.34%	113	236
City of Jackson Ward 1, #2	284	27.76%	39	229
City of Jackson Ward 1, #3	331	31.08%	51	266
City of Jackson Ward 2, #1	388	37.31%	200	174
City of Jackson Ward 2, #2	261	31.56%	134	121
City of Jackson Ward 2, #3	362	25.58%	131	218
City of Jackson Ward 3, #1	216	27.91%	58	148
City of Jackson Ward 3, #2	437	37.10%	200	219
City of Jackson Ward 3, #3	454	43.32%	212	222
City of Jackson Ward 3, #4	99	25.13%	46	49
City of Jackson Ward 4, #1	369	37.54%	168	179

			Clark E. Bisbee	Robert L. McNitt
City of Jackson Ward 4, #2	503	35.05%	264	228
City of Jackson Ward 4, #3	837	47.88%	536	276
City of Jackson Ward 5, #1	256	15.40%	106	141
City of Jackson Ward 5, #2	366	21.25%	149	195
City of Jackson Ward 6, #1	1034	54.85%	692	315
City of Jackson Ward 6, #2	256	35.07%	132	116
City of Jackson Ward 6, #3	984	53.28%	670	288



DETAILED results for State Representative 65th District

To find a particular township quickly, choose "Find" from the Edit Menu (control-f or command-f) and enter the name of the township.

	Poll Book	% Reg. Voters	Jerry Kratz	Sharon M. Renier
TOTAL	--	--	11420	8733
Blackman #1	336	23.93%	134	184
Blackman #2	374	30.81%	150	202
Blackman #3	257	25.83%	103	133
Blackman #4	309	17.70%	140	143
Blackman #5	352	20.78%	164	172
Blackman #6	639	36.62%	368	229
Blackman #7	788	43.08%	480	245
Blackman #8	690	35.59%	375	261
AVCB01	1427	N/A	721	627
Columbia #1	802	46.52%	438	307
Columbia #2	892	56.14%	541	298
Columbia #3	1176	53.36%	704	396
Grass Lake #1	859	55.38%	462	337
Grass Lake #2	932	54.53%	515	360
Henrietta #1	749	53.42%	371	333
Henrietta #2	702	40.60%	362	304

			Jerry Kratz	Sharon M. Renier
Leoni #1	917	37.60%	435	409
Leoni #2	643	35.68%	259	250
Leoni #3	704	33.48%	314	339
Leoni #4	964	37.95%	521	389
Leoni #5	141	47.47%	83	50
AVCB01	646	N/A	280	319
Liberty #1	736	60.53%	433	273
Liberty #2	472	54.13%	277	172
Norvell #1	510	51.52%	292	187
Norvell #2	577	44.21%	274	262
Rives #1	903	43.77%	488	341
Rives #2	735	52.39%	440	230
Springport	612	45.43%	350	209
Tompkins	864	48.05%	479	335
Waterloo	958	50.29%	467	437



DETAILED results for Member Of The State Board of Education

To find a particular township quickly, choose "Find" from the Edit Menu (control-f or command-f) and enter the name of the township.

	Poll Book	% Reg. Voters	Carolyn L. Curtin	Michael Warren	Elizabeth W. Bauer	Nancy L. Quarles	Diane Barnes	Scotty Boman	Kyle Moxley	Karen Anne Shelley	Judith Czak	Ron Monroe	Michael A. Kitchen
TOTAL	--	--	20960	21494	19278	15034	1466	1585	624	723	781	822	550
Blackman #1	336	23.93%	106	100	181	136	8	16	11	11	6	7	5
Blackman #2	374	30.81%	135	123	190	138	14	23	6	10	7	13	1
Blackman #3	257	25.83%	92	89	131	107	9	12	1	3	9	3	8
Blackman #4	309	17.70%	126	123	152	112	8	7	5	6	1	2	3
Blackman #5	352	20.78%	135	137	173	128	17	15	4	5	4	9	4
Blackman #6	639	36.62%	275	299	240	182	22	36	4	8	14	5	8
Blackman #7	788	43.08%	363	389	309	204	23	22	10	10	5	14	5
Blackman #8	690	35.59%	306	301	262	191	20	30	13	12	8	17	6
AVCB01	1427	N/A	621	608	654	562	23	27	9	12	20	20	7
Columbia #1	802	46.52%	368	370	301	243	26	17	10	12	12	14	9
Columbia #2	892	56.14%	423	441	320	241	28	33	12	12	19	17	10
Columbia #3	1176	53.36%	578	577	439	323	26	28	8	6	16	19	16
Concord	764	43.81%	387	391	265	223	13	14	8	9	3	3	3
AVCB01	124	N/A	57	57	51	42	3	1	0	0	3	4	0
Grass Lake #1	859	55.38%	405	423	332	247	29	35	11	9	17	12	6
Grass Lake #2	932	54.53%	439	448	337	251	36	40	17	26	13	19	8

			Carolyn L. Curtin	Michael Warren	Elizabeth W. Bauer	Nancy L. Quarles	Diane Barnes	Scotty Boman	Kyle Moxley	Karen Anne Shelley	Judith Czak	Ron Monroe	Michael A. Kitchen
Hanover #1	633	52.01%	298	309	202	154	24	24	4	5	17	14	6
Hanover #2	671	44.88%	328	311	246	178	20	27	7	6	12	7	12
Henrietta #1	749	53.42%	319	315	328	251	25	25	7	10	13	14	4
Henrietta #2	702	40.60%	309	315	272	229	28	27	10	10	19	17	13
Leoni #1	917	37.60%	354	374	367	299	50	44	11	14	17	22	11
Leoni #2	643	35.68%	220	206	247	186	14	21	5	4	14	17	11
Leoni #3	704	33.48%	227	256	310	258	34	43	9	15	18	19	15
Leoni #4	964	37.95%	416	414	402	311	35	38	14	15	12	17	14
Leoni #5	141	47.47%	67	67	46	38	7	12	5	4	3	6	3
AVCB01	646	N/A	228	235	329	284	11	10	7	7	9	16	3
Liberty #1	736	60.53%	362	362	257	212	32	25	12	13	8	9	12
Liberty #2	472	54.13%	235	236	167	121	14	15	8	8	9	5	4
Napoleon #1	629	38.66%	260	260	265	186	26	35	11	16	15	16	9
Napoleon #2	647	39.96%	235	250	297	220	26	23	3	9	19	19	9
Napoleon #3	723	43.14%	279	299	289	226	27	32	7	11	16	23	7
AVCB01	326	N/A	136	142	139	114	8	13	4	7	5	4	5
Norvell #1	510	51.52%	213	221	197	164	19	27	8	8	15	11	7
Norvell #2	577	44.21%	242	233	236	210	12	15	9	8	10	14	8
Parma	917	50.72%	406	390	356	283	31	36	14	18	18	18	12
Pulaski	660	48.21%	340	347	225	169	23	21	8	10	18	15	13
Rives #1	903	43.77%	404	406	348	276	25	30	17	16	17	18	11
Rives #2	735	52.39%	383	394	232	160	27	15	8	11	9	11	8
Sandstone #1	534	53.40%	269	264	169	137	15	16	5	4	8	9	7
Sandstone #2	403	54.39%	216	211	117	90	13	13	4	6	8	11	4
Sandstone #3	367	48.87%	183	178	147	107	13	11	5	4	3	7	7
Spring Arbor #1	643	65.21%	479	490	103	71	3	5	6	7	5	7	1
Spring Arbor #2	719	48.26%	421	422	224	138	17	14	6	10	15	10	8

			Carolyn L. Curtin	Michael Warren	Elizabeth W. Bauer	Nancy L. Quarles	Diane Barnes	Scotty Boman	Kyle Moxley	Karen Anne Shelley	Judith Czak	Ron Monroe	Michael A. Kitchen
Spring Arbor #3	297	66.74%	153	156	103	65	6	6	1	2	4	2	3
Spring Arbor #4	1045	60.20%	565	615	337	232	24	28	14	22	8	11	5
Springport	612	45.43%	286	269	233	169	17	18	6	7	13	18	8
Summit #1	378	32.31%	156	161	151	120	14	18	8	9	5	10	3
Summit #2	513	32.86%	233	248	208	155	16	18	7	6	4	4	3
Summit #3	902	42.73%	450	476	336	235	15	17	18	14	13	16	11
Summit #4	585	52.61%	277	321	227	137	13	18	7	6	8	8	9
Summit #5	692	46.29%	344	384	233	156	17	16	12	14	7	4	6
Summit #6	854	51.23%	494	519	256	173	20	21	10	8	8	10	7
Summit #7	506	41.54%	242	253	196	139	12	22	9	8	4	5	7
Summit #8	366	29.80%	130	139	186	152	13	7	3	2	10	13	6
Summit #9	76	28.46%	15	22	45	39	3	2	1	2	2	4	1
Summit #10	465	35.94%	200	208	195	158	16	14	4	6	14	17	7
Summit #11	416	29.89%	135	157	198	156	16	25	7	8	5	8	10
Summit #12	495	45.16%	257	273	180	129	15	17	3	5	7	4	3
AVCB01	974	N/A	584	558	328	281	24	19	5	10	5	11	4
AVCB02	730	N/A	399	390	268	218	12	11	3	5	7	2	4
AVCB03	0	N/A	0	0	0	0	0	0	0	0	0	0	0
Tompkins	864	48.05%	387	397	340	252	44	46	15	15	21	21	6
Waterloo	958	50.29%	407	430	393	331	23	29	36	27	16	19	16
City of Jackson Ward 1, #1	368	24.34%	73	77	247	219	14	15	8	10	9	8	5
City of Jackson Ward 1, #2	284	27.76%	14	14	238	233	6	2	0	2	0	3	4
City of Jackson Ward 1, #3	331	31.08%	18	24	273	269	13	3	3	7	2	0	4
City of Jackson Ward 2, #1	388	37.31%	142	141	177	152	21	17	8	5	7	7	5

			Carolyn L. Curtin	Michael Warren	Elizabeth W. Bauer	Nancy L. Quarles	Diane Barnes	Scotty Boman	Kyle Moxley	Karen Anne Shelley	Judith Czak	Ron Monroe	Michael A. Kitchen
City of Jackson Ward 2, #2	261	31.56%	89	94	134	106	10	8	5	4	7	3	6
City of Jackson Ward 2, #3	362	25.58%	87	85	223	190	18	13	1	7	14	8	7
City of Jackson Ward 3, #1	216	27.91%	37	44	141	130	7	3	3	5	4	6	0
City of Jackson Ward 3, #2	437	37.10%	132	140	238	204	9	6	6	4	7	3	5
City of Jackson Ward 3, #3	454	43.32%	136	145	254	198	15	10	6	8	13	5	15
City of Jackson Ward 3, #4	99	25.13%	32	30	45	37	5	6	1	1	2	2	0
City of Jackson Ward 4, #1	369	37.54%	121	130	185	145	7	13	2	8	7	7	7
City of Jackson Ward 4, #2	503	35.05%	165	175	243	196	14	31	10	10	13	15	12
City of Jackson Ward 4, #3	837	47.88%	376	400	340	245	24	27	9	10	8	5	6
City of Jackson Ward 5, #1	256	15.40%	72	71	144	138	10	8	4	6	4	4	3
City of Jackson Ward 5, #2	366	21.25%	101	101	209	181	16	20	11	10	9	8	8
City of Jackson Ward 6, #1	1034	54.85%	446	485	429	318	35	41	16	22	8	5	6
City of Jackson Ward 6, #2	256	35.07%	89	99	121	101	7	8	5	8	2	3	4
City of Jackson Ward 6, #3	984	53.28%	471	480	370	273	31	29	14	13	15	9	11



DETAILED results for Member Of The University of Michigan Board of Regents

To find a particular township quickly, choose "Find" from the Edit Menu (control-f or command-f) and enter the name of the township.

	Poll Book	% Reg. Voters	Andrea Fischer Newman	Andrew C. Richner	Ismael Ahmed	Greg Stephens	William W. Hall	Susan Fawcett	Matt Petering	Rick Gualdoni	Nick Waun	David Arndt
TOTAL	--	--	22957	22239	12726	16648	1360	1928	769	929	442	672
Blackman #1	336	23.93%	119	115	117	143	12	25	12	10	5	4
Blackman #2	374	30.81%	144	134	136	173	15	18	8	8	2	6
Blackman #3	257	25.83%	105	95	86	120	6	16	3	8	1	7
Blackman #4	309	17.70%	140	126	96	121	9	12	6	2	0	4
Blackman #5	352	20.78%	161	144	106	144	14	15	6	6	3	7
Blackman #6	639	36.62%	302	318	140	200	23	25	11	11	8	6
Blackman #7	788	43.08%	399	397	161	244	14	33	7	11	9	5
Blackman #8	690	35.59%	339	327	158	219	21	30	15	8	13	11
AVCB01	1427	N/A	670	638	477	595	24	39	9	18	8	10
Columbia #1	802	46.52%	393	356	205	269	20	43	13	26	7	9
Columbia #2	892	56.14%	454	470	191	249	29	42	17	25	11	10
Columbia #3	1176	53.36%	632	608	244	349	28	43	11	22	10	24
Concord	764	43.81%	415	401	187	223	12	17	7	1	0	1
AVCB01	124	N/A	69	62	31	47	1	1	1	3	0	0
Grass Lake #1	859	55.38%	423	421	201	307	33	36	12	15	10	11
Grass Lake #2	932	54.53%	487	465	195	290	35	51	18	20	8	21

			Andrea Fischer Newman	Andrew C. Richner	Ismael Ahmed	Greg Stephens	William W. Hall	Susan Fawcett	Matt Petering	Rick Gualdoni	Nick Waun	David Arndt
Hanover #1	633	52.01%	329	316	114	164	17	19	10	22	9	17
Hanover #2	671	44.88%	335	322	157	199	26	28	12	16	7	13
Henrietta #1	749	53.42%	354	352	197	274	18	21	11	15	10	11
Henrietta #2	702	40.60%	324	330	196	261	27	33	13	12	11	12
Leoni #1	917	37.60%	392	369	239	358	45	31	18	25	16	15
Leoni #2	643	35.68%	245	230	138	228	13	24	11	14	6	11
Leoni #3	704	33.48%	272	255	209	290	33	44	10	20	10	13
Leoni #4	964	37.95%	463	440	253	357	42	42	17	30	9	11
Leoni #5	141	47.47%	71	68	22	42	10	11	4	9	5	2
AVCB01	646	N/A	259	231	228	313	8	25	8	16	4	7
Liberty #1	736	60.53%	384	365	178	232	21	33	16	11	9	14
Liberty #2	472	54.13%	257	244	98	136	13	17	10	8	2	3
Napoleon #1	629	38.66%	286	276	160	218	27	32	11	21	6	19
Napoleon #2	647	39.96%	266	255	195	256	19	37	10	16	3	9
Napoleon #3	723	43.14%	320	296	175	248	26	33	15	29	8	9
AVCB01	326	N/A	143	139	97	138	5	12	6	6	2	4
Norvell #1	510	51.52%	246	226	135	183	24	14	9	13	9	13
Norvell #2	577	44.21%	251	244	167	220	19	22	7	23	6	9
Parma	917	50.72%	439	404	255	307	23	40	15	24	13	16
Pulaski	660	48.21%	351	352	139	198	21	30	10	17	7	7
Rives #1	903	43.77%	451	422	224	293	21	36	14	11	13	19
Rives #2	735	52.39%	402	400	134	210	15	25	8	12	5	12
Sandstone #1	534	53.40%	286	280	105	141	17	17	11	13	3	10
Sandstone #2	403	54.39%	242	224	61	85	13	8	4	10	4	5
Sandstone #3	367	48.87%	203	191	84	124	11	18	3	4	2	2
Spring Arbor #1	643	65.21%	492	479	55	67	5	15	8	4	0	2
Spring Arbor #2	719	48.26%	432	431	122	171	18	23	5	15	3	6

			Andrea Fischer Newman	Andrew C. Richner	Ismael Ahmed	Greg Stephens	William W. Hall	Susan Fawcett	Matt Petering	Rick Gualdoni	Nick Waun	David Arndt
Spring Arbor #3	297	66.74%	165	159	62	83	3	5	1	2	0	2
Spring Arbor #4	1045	60.20%	630	626	186	268	18	40	14	11	8	17
Springport	612	45.43%	289	292	138	198	17	24	13	16	3	15
Summit #1	378	32.31%	162	161	109	132	9	20	11	5	6	8
Summit #2	513	32.86%	248	262	129	159	17	15	6	4	4	6
Summit #3	902	42.73%	490	496	209	255	17	25	15	19	8	11
Summit #4	585	52.61%	317	326	124	162	15	19	8	8	8	6
Summit #5	692	46.29%	391	383	135	174	12	30	9	7	7	6
Summit #6	854	51.23%	524	519	145	192	21	28	14	9	6	10
Summit #7	506	41.54%	274	263	110	143	20	23	9	5	4	4
Summit #8	366	29.80%	152	138	123	166	13	12	7	12	4	8
Summit #9	76	28.46%	21	25	33	44	3	4	1	6	0	1
Summit #10	465	35.94%	228	215	128	181	9	22	7	9	3	12
Summit #11	416	29.89%	175	172	137	177	14	17	3	9	3	7
Summit #12	495	45.16%	289	297	110	121	16	17	4	9	7	5
AVCB01	974	N/A	614	604	244	294	16	23	13	8	3	3
AVCB02	730	N/A	428	406	188	234	8	15	4	11	1	8
AVCB03	0	N/A	0	0	0	0	0	0	0	0	0	0
Tompkins	864	48.05%	415	412	211	292	39	44	18	20	11	19
Waterloo	958	50.29%	443	445	278	366	26	61	38	21	4	14
City of Jackson Ward 1, #1	368	24.34%	91	79	220	233	7	18	11	6	4	8
City of Jackson Ward 1, #2	284	27.76%	15	12	238	238	3	4	1	3	2	2
City of Jackson Ward 1, #3	331	31.08%	27	20	262	273	9	8	6	4	0	1
City of Jackson Ward 2, #1	388	37.31%	158	140	132	167	14	25	11	4	6	9

			Andrea Fischer Newman	Andrew C. Richner	Ismael Ahmed	Greg Stephens	William W. Hall	Susan Fawcett	Matt Petering	Rick Gualdoni	Nick Waun	David Arndt
City of Jackson Ward 2, #2	261	31.56%	109	99	97	120	10	12	4	4	0	6
City of Jackson Ward 2, #3	362	25.58%	110	99	187	211	9	12	1	13	4	4
City of Jackson Ward 3, #1	216	27.91%	43	40	124	139	9	10	2	4	3	4
City of Jackson Ward 3, #2	437	37.10%	163	141	170	209	14	13	5	3	4	6
City of Jackson Ward 3, #3	454	43.32%	159	150	185	224	13	20	7	7	8	10
City of Jackson Ward 3, #4	99	25.13%	37	35	27	40	7	4	0	1	2	0
City of Jackson Ward 4, #1	369	37.54%	139	135	134	167	6	15	9	5	4	6
City of Jackson Ward 4, #2	503	35.05%	202	184	169	228	16	30	11	12	6	8
City of Jackson Ward 4, #3	837	47.88%	412	411	214	267	32	31	8	10	4	7
City of Jackson Ward 5, #1	256	15.40%	80	73	130	141	5	14	7	5	2	2
City of Jackson Ward 5, #2	366	21.25%	118	108	158	198	17	25	8	9	5	9
City of Jackson Ward 6, #1	1034	54.85%	490	491	279	361	28	37	25	22	8	7
City of Jackson Ward 6, #2	256	35.07%	101	102	90	98	7	15	7	3	5	2
City of Jackson Ward 6, #3	984	53.28%	501	501	243	287	28	55	19	13	8	12



DETAILED results for Member Of The Michigan State University Board of Trustees

To find a particular township quickly, choose "Find" from the Edit Menu (control-f or command-f) and enter the name of the township.

	Poll Book	% Reg. Voters	Joanne G. Emmons	Donald W. Nugent	Colleen M. McNamara	Cal Rapson	Surjit Dulai	Jason LaFay	Barbara J. Pacifico	Crystal A. Van Sickle
TOTAL	--	--	21668	22384	18904	13848	708	946	1285	1304
Blackman #1	336	23.93%	107	121	169	124	10	15	11	13
Blackman #2	374	30.81%	140	136	186	144	8	13	11	10
Blackman #3	257	25.83%	91	87	125	100	3	5	17	8
Blackman #4	309	17.70%	122	128	143	110	6	7	4	7
Blackman #5	352	20.78%	141	143	167	125	2	7	14	7
Blackman #6	639	36.62%	299	305	237	149	10	9	22	19
Blackman #7	788	43.08%	380	408	283	173	9	10	12	15
Blackman #8	690	35.59%	324	335	252	165	15	18	19	17
AVCB01	1427	N/A	662	632	631	506	7	9	26	29
Columbia #1	802	46.52%	378	379	301	210	13	17	25	28
Columbia #2	892	56.14%	440	465	306	206	15	20	32	28
Columbia #3	1176	53.36%	594	619	398	273	12	19	30	33
Concord	764	43.81%	396	416	249	202	9	8	2	3
AVCB01	124	N/A	66	54	48	37	0	0	4	4
Grass Lake #1	859	55.38%	413	447	314	240	11	21	25	15
Grass Lake #2	932	54.53%	442	477	324	234	24	24	27	33

			Joanne G. Emmons	Donald W. Nugent	Colleen M. McNamara	Cal Rapson	Surjit Dulai	Jason LaFay	Barbara J. Pacifico	Crystal A. Van Sickle
Hanover #1	633	52.01%	299	321	197	130	8	11	22	31
Hanover #2	671	44.88%	335	331	237	165	7	16	12	24
Henrietta #1	749	53.42%	337	333	311	238	10	12	22	21
Henrietta #2	702	40.60%	313	325	273	221	15	18	29	30
Leoni #1	917	37.60%	361	380	368	279	17	35	19	37
Leoni #2	643	35.68%	211	218	250	188	4	9	23	18
Leoni #3	704	33.48%	247	257	324	251	12	19	29	27
Leoni #4	964	37.95%	424	441	400	295	14	19	29	28
Leoni #5	141	47.47%	67	73	46	33	8	6	8	6
AVCB01	646	N/A	237	218	333	273	9	9	12	15
Liberty #1	736	60.53%	369	388	261	197	9	13	22	20
Liberty #2	472	54.13%	245	234	167	106	7	7	11	13
Napoleon #1	629	38.66%	267	300	240	164	18	15	23	25
Napoleon #2	647	39.96%	241	258	285	206	7	15	29	25
Napoleon #3	723	43.14%	279	310	282	196	10	13	34	26
AVCB01	326	N/A	142	149	128	102	5	5	15	12
Norvell #1	510	51.52%	211	240	200	161	11	13	14	23
Norvell #2	577	44.21%	245	240	249	190	4	12	14	22
Parma	917	50.72%	406	420	355	270	16	20	27	29
Pulaski	660	48.21%	343	351	221	159	11	13	20	19
Rives #1	903	43.77%	425	428	319	264	11	19	25	19
Rives #2	735	52.39%	393	404	223	162	6	9	20	16
Sandstone #1	534	53.40%	281	293	166	115	3	6	13	14
Sandstone #2	403	54.39%	227	216	102	67	8	10	9	14
Sandstone #3	367	48.87%	185	190	143	90	3	4	12	9
Spring Arbor #1	643	65.21%	470	483	94	53	8	8	6	9
Spring Arbor #2	719	48.26%	419	424	199	134	8	11	20	17

			Joanne G. Emmons	Donald W. Nugent	Colleen M. McNamara	Cal Rapson	Surjit Dulai	Jason LaFay	Barbara J. Pacifico	Crystal A. Van Sickle
Spring Arbor #3	297	66.74%	151	158	97	62	0	1	7	5
Spring Arbor #4	1045	60.20%	580	628	320	220	14	17	21	14
Springport	612	45.43%	292	291	223	155	7	9	16	23
Summit #1	378	32.31%	155	160	173	111	8	12	7	9
Summit #2	513	32.86%	241	254	213	129	7	9	8	9
Summit #3	902	42.73%	459	489	336	209	14	15	16	17
Summit #4	585	52.61%	302	327	204	128	7	11	16	10
Summit #5	692	46.29%	361	372	232	144	12	15	15	11
Summit #6	854	51.23%	493	525	251	146	16	15	12	12
Summit #7	506	41.54%	253	274	184	119	4	6	11	16
Summit #8	366	29.80%	134	141	189	144	1	6	17	14
Summit #9	76	28.46%	19	19	44	43	0	4	1	3
Summit #10	465	35.94%	215	205	205	145	2	8	15	20
Summit #11	416	29.89%	150	154	206	158	5	10	15	14
Summit #12	495	45.16%	272	295	176	101	3	5	13	10
AVCB01	974	N/A	602	605	332	232	10	10	11	15
AVCB02	730	N/A	410	401	268	197	1	7	14	11
AVCB03	0	N/A	0	0	0	0	0	0	0	0
Tompkins	864	48.05%	405	421	322	245	9	21	35	34
Waterloo	958	50.29%	426	448	388	299	32	40	29	28
City of Jackson Ward 1, #1	368	24.34%	79	84	249	219	9	12	10	7
City of Jackson Ward 1, #2	284	27.76%	17	10	247	233	0	4	6	1
City of Jackson Ward 1, #3	331	31.08%	30	25	280	259	3	2	3	5
City of Jackson Ward 2, #1	388	37.31%	155	153	186	143	5	11	12	14

			Joanne G. Emmons	Donald W. Nugent	Colleen M. McNamara	Cal Rapson	Surjit Dulai	Jason LaFay	Barbara J. Pacifico	Crystal A. Van Sickle
City of Jackson Ward 2, #2	261	31.56%	95	103	131	106	5	5	7	9
City of Jackson Ward 2, #3	362	25.58%	98	94	219	194	11	7	13	15
City of Jackson Ward 3, #1	216	27.91%	35	44	143	128	3	4	5	13
City of Jackson Ward 3, #2	437	37.10%	144	150	237	198	3	1	6	5
City of Jackson Ward 3, #3	454	43.32%	153	147	249	195	8	8	11	12
City of Jackson Ward 3, #4	99	25.13%	34	31	47	32	1	3	5	1
City of Jackson Ward 4, #1	369	37.54%	134	125	181	138	10	9	14	15
City of Jackson Ward 4, #2	503	35.05%	173	180	254	186	8	14	21	18
City of Jackson Ward 4, #3	837	47.88%	387	426	334	219	10	17	16	17
City of Jackson Ward 5, #1	256	15.40%	75	73	152	131	3	8	11	8
City of Jackson Ward 5, #2	366	21.25%	104	118	204	174	11	16	12	15
City of Jackson Ward 6, #1	1034	54.85%	479	492	424	278	26	28	21	20
City of Jackson Ward 6, #2	256	35.07%	98	93	123	85	11	8	8	6
City of Jackson Ward 6, #3	984	53.28%	484	492	375	236	26	19	25	30



DETAILED results for Member Of The Wayne State University Board of Governors

To find a particular township quickly, choose "Find" from the Edit Menu (control-f or command-f) and enter the name of the township.

	Poll Book	% Reg. Voters	Diane L. Dunaskiss	Andrew G. McLemore Jr.	Leon H. Atchison	Richard Bernstein	Thomas W. Jones	Stacy Spaulding Van Oast	Frederic k Kline	Harold H. Dunn	Robert S. Miller	Kathleen Oakford
TOTAL	--	--	22470	18814	15114	16856	953	1291	823	897	883	983
Blackman #1	336	23.93%	116	90	138	150	4	10	14	13	9	11
Blackman #2	374	30.81%	136	120	157	172	7	8	7	9	8	8
Blackman #3	257	25.83%	97	75	100	118	7	13	2	7	6	10
Blackman #4	309	17.70%	137	103	114	121	4	13	7	4	1	6
Blackman #5	352	20.78%	147	129	130	140	8	13	2	9	3	11
Blackman #6	639	36.62%	303	254	178	206	17	25	9	8	10	11
Blackman #7	788	43.08%	419	323	203	249	10	17	7	14	17	10
Blackman #8	690	35.59%	338	284	194	212	22	20	14	8	17	15
AVCB01	1427	N/A	642	561	563	591	15	22	14	15	11	24
Columbia #1	802	46.52%	373	328	247	263	7	17	20	18	11	18
Columbia #2	892	56.14%	456	399	227	263	24	32	16	21	26	22
Columbia #3	1176	53.36%	618	509	307	358	22	26	18	23	23	28
Concord	764	43.81%	396	355	211	234	7	14	8	4	4	5
AVCB01	124	N/A	59	59	45	46	0	0	0	2	2	0
Grass Lake #1	859	55.38%	425	375	263	283	25	24	12	16	12	22

			Diane L. Dunaskiss	Andrew G. McLemore Jr.	Leon H. Atchison	Richard Bernstein	Thomas W. Jones	Stacy Spaulding Van Oast	Frederick Kline	Harold H. Dunn	Robert S. Miller	Kathleen Oakford
Grass Lake #2	932	54.53%	475	389	252	281	28	39	28	13	21	21
Hanover #1	633	52.01%	317	274	143	171	13	18	7	14	18	13
Hanover #2	671	44.88%	334	287	191	201	16	10	11	15	14	17
Henrietta #1	749	53.42%	336	285	245	277	13	14	11	17	16	12
Henrietta #2	702	40.60%	322	273	230	259	20	26	14	18	22	21
Leoni #1	917	37.60%	377	299	309	343	28	29	14	22	21	22
Leoni #2	643	35.68%	244	178	192	216	7	12	8	12	16	17
Leoni #3	704	33.48%	258	191	262	304	20	27	17	17	22	21
Leoni #4	964	37.95%	427	359	320	367	30	28	14	19	19	20
Leoni #5	141	47.47%	70	64	30	37	8	9	6	5	6	4
AVCB01	646	N/A	242	199	284	296	7	15	8	19	14	10
Liberty #1	736	60.53%	383	326	207	238	19	31	12	14	11	16
Liberty #2	472	54.13%	245	226	120	137	11	12	9	5	5	9
Napoleon #1	629	38.66%	283	230	194	207	20	20	18	17	17	16
Napoleon #2	647	39.96%	262	203	228	251	20	22	10	16	13	16
Napoleon #3	723	43.14%	304	254	211	249	17	28	11	23	18	17
AVCB01	326	N/A	137	123	109	131	7	10	7	8	5	10
Norvell #1	510	51.52%	224	197	160	184	13	21	9	15	12	14
Norvell #2	577	44.21%	240	204	214	222	11	9	9	13	10	13
Parma	917	50.72%	420	363	292	311	16	31	18	18	21	23
Pulaski	660	48.21%	342	310	170	196	16	17	11	18	15	7
Rives #1	903	43.77%	433	383	258	284	14	22	14	16	19	19
Rives #2	735	52.39%	402	351	175	182	9	13	9	14	17	16
Sandstone #1	534	53.40%	283	237	136	150	12	13	7	10	7	7
Sandstone #2	403	54.39%	225	181	83	89	11	16	5	13	9	3
Sandstone #3	367	48.87%	190	154	106	138	5	7	3	5	5	10

			Diane L. Dunaskiss	Andrew G. McLemore Jr.	Leon H. Atchison	Richard Bernstein	Thomas W. Jones	Stacy Spaulding Van Oast	Frederic k Kline	Harold H. Dunn	Robert S. Miller	Kathleen Oakford
Spring Arbor #1	643	65.21%	483	448	67	84	4	6	6	8	4	7
Spring Arbor #2	719	48.26%	432	365	158	181	16	10	10	16	11	15
Spring Arbor #3	297	66.74%	164	137	67	88	2	2	0	4	3	4
Spring Arbor #4	1045	60.20%	619	507	254	286	17	20	15	13	11	17
Springport	612	45.43%	291	246	172	195	15	21	6	15	14	14
Summit #1	378	32.31%	166	129	123	139	10	12	6	10	8	9
Summit #2	513	32.86%	259	212	145	174	14	12	9	8	5	7
Summit #3	902	42.73%	503	404	241	281	9	14	17	18	16	12
Summit #4	585	52.61%	330	262	135	179	9	18	10	8	7	11
Summit #5	692	46.29%	388	313	153	202	6	18	16	7	11	14
Summit #6	854	51.23%	529	446	162	218	10	19	12	13	11	12
Summit #7	506	41.54%	274	221	134	158	9	9	7	5	7	7
Summit #8	366	29.80%	151	110	148	168	7	11	5	12	10	7
Summit #9	76	28.46%	16	18	41	44	3	3	0	2	3	2
Summit #10	465	35.94%	222	189	157	176	6	19	6	12	8	9
Summit #11	416	29.89%	162	123	161	192	8	16	10	7	8	12
Summit #12	495	45.16%	282	235	126	156	18	12	7	9	5	4
AVCB01	974	N/A	606	544	272	301	10	13	13	14	15	9
AVCB02	730	N/A	404	353	219	237	6	11	3	3	5	13
AVCB03	0	N/A	0	0	0	0	0	0	0	0	0	0
Tompkins	864	48.05%	415	359	261	281	24	27	23	21	24	21
Waterloo	958	50.29%	435	372	324	358	22	27	37	21	17	24
City of Jackson Ward 1, #1	368	24.34%	84	76	227	225	5	10	13	5	15	8

			Diane L. Dunaskiss	Andrew G. McLemore Jr.	Leon H. Atchison	Richard Bernstein	Thomas W. Jones	Stacy Spaulding Van Oast	Frederick Kline	Harold H. Dunn	Robert S. Miller	Kathleen Oakford
City of Jackson Ward 1, #2	284	27.76%	13	11	240	233	1	2	1	3	4	4
City of Jackson Ward 1, #3	331	31.08%	26	19	272	270	6	4	4	2	3	6
City of Jackson Ward 2, #1	388	37.31%	154	135	161	163	10	22	6	5	5	8
City of Jackson Ward 2, #2	261	31.56%	104	85	116	120	8	8	5	4	2	4
City of Jackson Ward 2, #3	362	25.58%	100	80	195	209	11	11	12	6	14	11
City of Jackson Ward 3, #1	216	27.91%	46	26	135	136	5	6	4	5	2	7
City of Jackson Ward 3, #2	437	37.10%	145	122	203	218	11	10	1	4	5	8
City of Jackson Ward 3, #3	454	43.32%	147	115	211	224	8	13	10	9	9	17
City of Jackson Ward 3, #4	99	25.13%	31	27	34	38	0	6	1	3	0	3
City of Jackson Ward 4, #1	369	37.54%	134	99	151	165	8	10	7	6	10	8
City of Jackson Ward 4, #2	503	35.05%	193	143	202	221	18	24	15	11	11	12
City of Jackson Ward 4, #3	837	47.88%	432	344	249	284	12	13	10	14	13	10
City of Jackson Ward 5, #1	256	15.40%	72	59	136	140	3	9	6	4	12	10
City of Jackson Ward 5, #2	366	21.25%	116	89	184	192	7	9	15	13	13	10
City of Jackson Ward 6, #1	1034	54.85%	493	399	308	372	24	36	24	14	10	25

			Diane L. Dunaskiss	Andrew G. McLemore Jr.	Leon H. Atchison	Richard Bernstein	Thomas W. Jones	Stacy Spaulding Van Oast	Frederic k Kline	Harold H. Dunn	Robert S. Miller	Kathleen Oakford
City of Jackson Ward 6, #2	256	35.07%	106	77	96	111	4	8	8	6	5	5
City of Jackson Ward 6, #3	984	53.28%	506	411	276	310	17	37	23	10	14	22