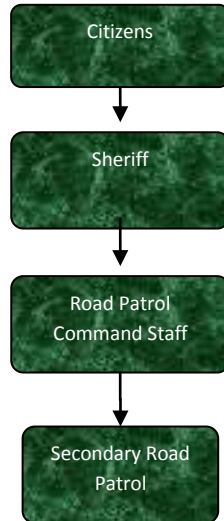


Secondary Road Patrol



Activities

Deputies assigned to the Secondary Road Patrol perform advanced enforcement and accident investigation functions on the county's major trunk lines. With special state funding, these deputies are able to concentrate solely on monitoring safety problems, study accident data and educating the public on safe driving habits.

Mission Statement

The mission of the Jackson County Office of the Sheriff is to work in partnership with the citizens of Jackson County toward providing a safe environment while enhancing the quality of life consistent with the values and diversity of the community.



Strategic Plan Impact

✓ **Safe Community**

The Office of the Sheriff is committed to the enforcement of laws, the protection of life and property while respecting individual rights, human dignity and community values. Delivering this service will create a community where both people and organizations can thrive and prosper. Through vigorous enforcement and visibility the Office of the Sheriff continues to make Jackson County a safe environment in which to live work and play. The Secondary Road Patrol consists of 2 deputies whose primary responsibility is to reduce death and injury from traffic crashes through enforcement, education and high visibility.

✓ **Economic Development**

Through the efforts of the Sheriff to create a safe community in which to live, work and play we indirectly impact the ability of business to thrive. A safe community enjoys the benefits of increased economic development. Safe communities also draw residents from other locations who seek safe, quiet places to raise a family.

✓ **Healthy Community**

In creating a safe community where people feel free to enjoy the multiple parks and opportunities for outside activity the Office of the Sheriff contributes to the health of the community. The enforcement of traffic laws coupled with educating people as to the dangers of violating traffic laws such as speeding and operating while impaired further enhance the health of this community. Specific examples of this activity include utilizing Sheriff's bicycle patrols on the Falling Waters Trail and continued efforts to address speeding, dangerous driving, impaired drivers and distracted drivers. Educational programs in the schools are ongoing to keep high school students informed and prepared for their responsibilities as young drivers. Also, a feeling of safety promotes the enjoyment of the county's park system leading to healthier and happier residents.

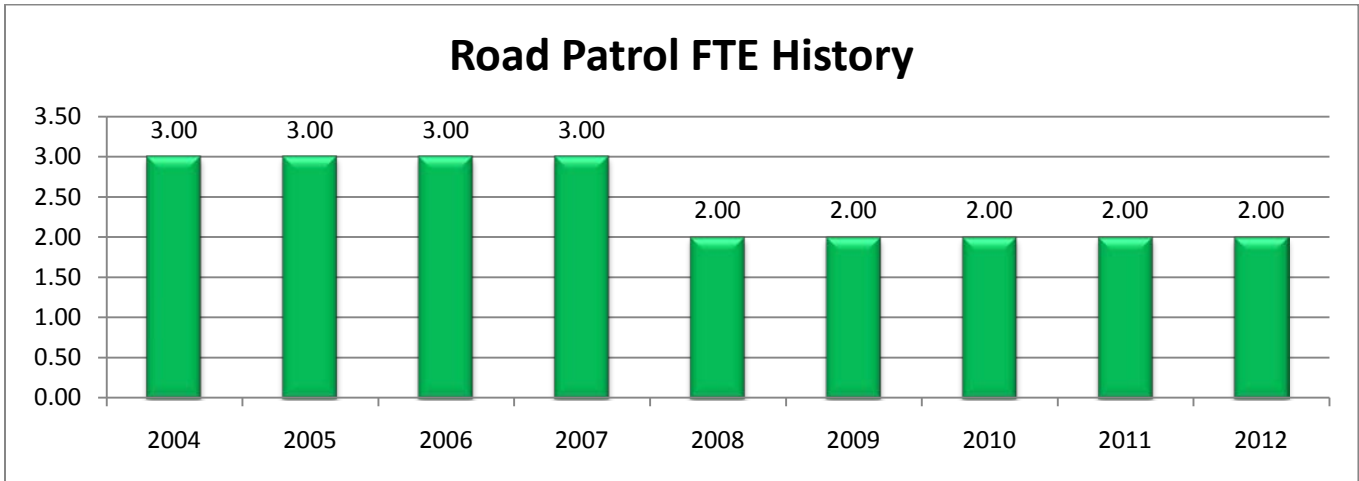
✓ **Recreational & Cultural Opportunities**

As stated above, the feeling of safety lends itself to the enjoyment of all of Jackson County's parks, lakes and recreational opportunities. Residents who feel free from the fear of crime will undoubtedly spend more of their available leisure time enjoying the recreation and culture offered in Jackson County. Specific examples include the fireworks display that occurs 3 times per year at the Sparks Foundation Park as well as the Falling Waters Trail and the numerous lakes county-wide. The majority of the traffic enforcement and assistance with traffic at some of Jackson's larger events are heavily dependent on this group of deputies.

Accomplishments

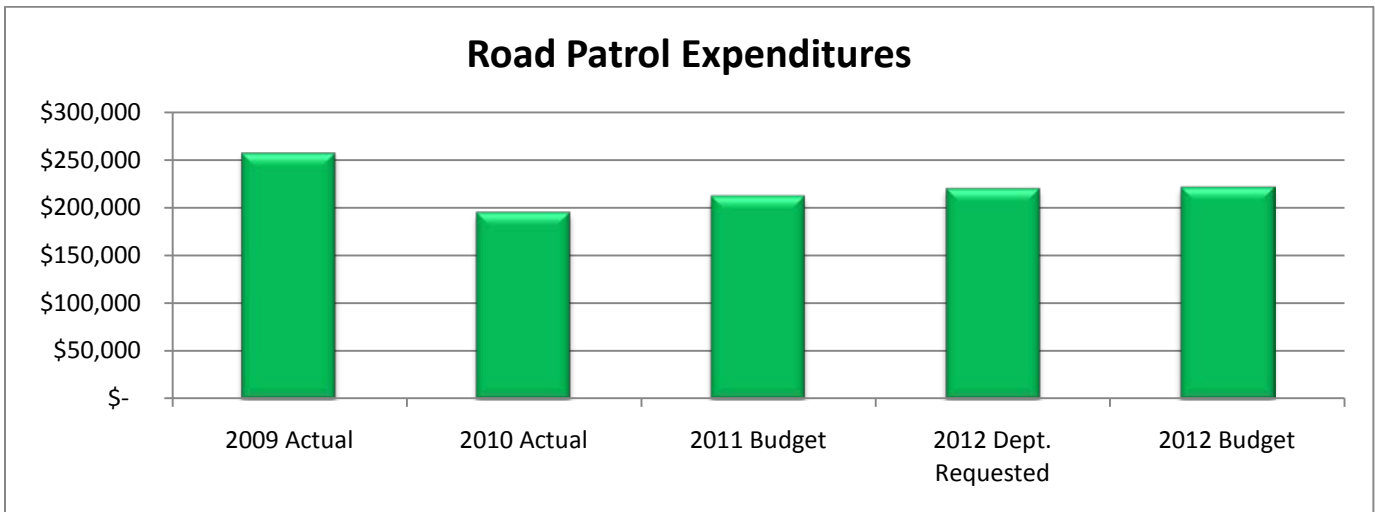
Budget Adjustments

The state has made some cuts to the secondary road patrol funding as reflected in the revenues.



Expenditure History

	2009 <u>ACTUAL</u>	2010 <u>ACTUAL</u>	2011 <u>BUDGET</u>	2012 DEPT <u>REQUESTED</u>	2012 <u>BUDGET</u>
PERSONNEL SERVICES	232,579	172,207	172,281	179,964	181,303
SUPPLIES & MATERIALS	800	-	3,500	3,500	3,500
OTHER EXPENSES	23,164	22,501	36,073	36,073	36,073
TOTAL PROGRAM COST	\$256,543	\$194,708	\$211,854	\$219,537	\$220,876

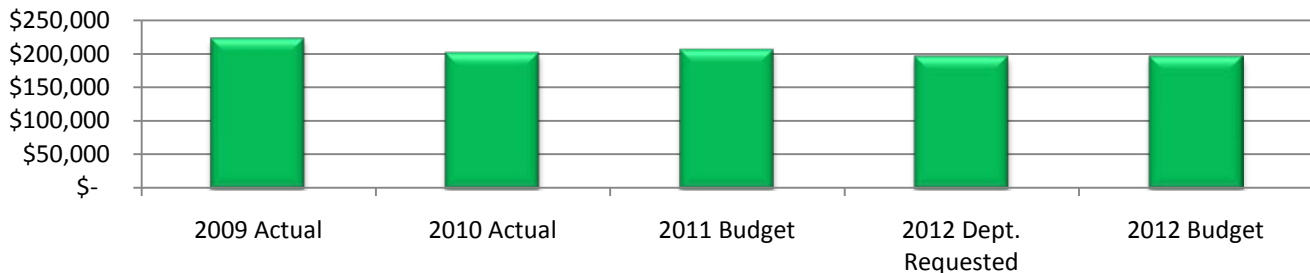


Sheriff's Department

Revenue History

	2009 <u>ACTUAL</u>	2010 <u>ACTUAL</u>	2011 <u>BUDGET</u>	2012 DEPT <u>REQUESTED</u>	2012 <u>BUDGET</u>
INTERGOVERNMENTAL	222,691	201,321	206,000	196,000	196,000
TOTAL PROGRAM COST	\$222,691	\$201,321	\$206,000	\$196,000	\$196,000

Road Patrol Revenues



Strategic Outcomes

<u>Indicator</u>	2007 <u>Actual</u>	2008 <u>Actual</u>	2009 <u>Actual</u>	2010 <u>Actual</u>	2011 <u>Target</u>	2012 <u>Target</u>
Number of fatal and serious injury crashes investigated	15	17	13		15	15
Percent of respondents who say they feel very or somewhat safe from violent crime	N/A	N/A	50%	ND	51%	51%
Percent of respondents who say they feel very or somewhat safe in their neighborhood during the day.	N/A	N/A	92%	ND	93%	93%
Percent of respondents who say they feel very or somewhat safe in their neighborhood after dark.	N/A	N/A	74%	ND	75%	75%

Other Key Indicators

<u>Indicator</u>	2007 <u>Actual</u>	2008 <u>Actual</u>	2009 <u>Actual</u>	2010 <u>Actual</u>	2011 <u>Target</u>	2012 <u>Target</u>
Citations Issued	3,326	7,167	7,956	5,436	8,000	8,000
Deputies assigned	3	3	3	2.5	3	3
Citations per Deputy in Secondary Road Patrol	1,109	2,389	2,652	2,174	2,667	2,667