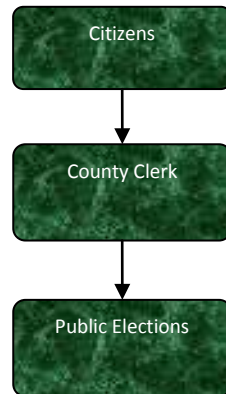


Public Elections



Activities

Coordinates and administers Federal, state, township, village, and school elections conducted in Jackson County

Responsibilities include but are not limited to: ordering, proofing and distribution of ballots and election supplies; training and certifying election inspectors; clerk for the Board of County Canvassers; compiling election returns; contact for petition and recall drives; and maintaining the state mandated Qualified Voter File (QVF)

Acts as a liaison between the State Bureau of Elections and Local Township, city, village and school election officials

Maintains voter registration, voter history, precinct lists and street index through the County for 12 townships, 12 school districts and 6 villages

Monitors candidates for compliance with Campaign Finance Laws and eligibility to be placed on the ballot



Mission Statement

To ensure effective and efficient administration of public elections including facilitating countywide cooperative efforts maintaining the Qualified Voter File.

Strategic Plan Impact

✓ Intergovernmental Cooperation

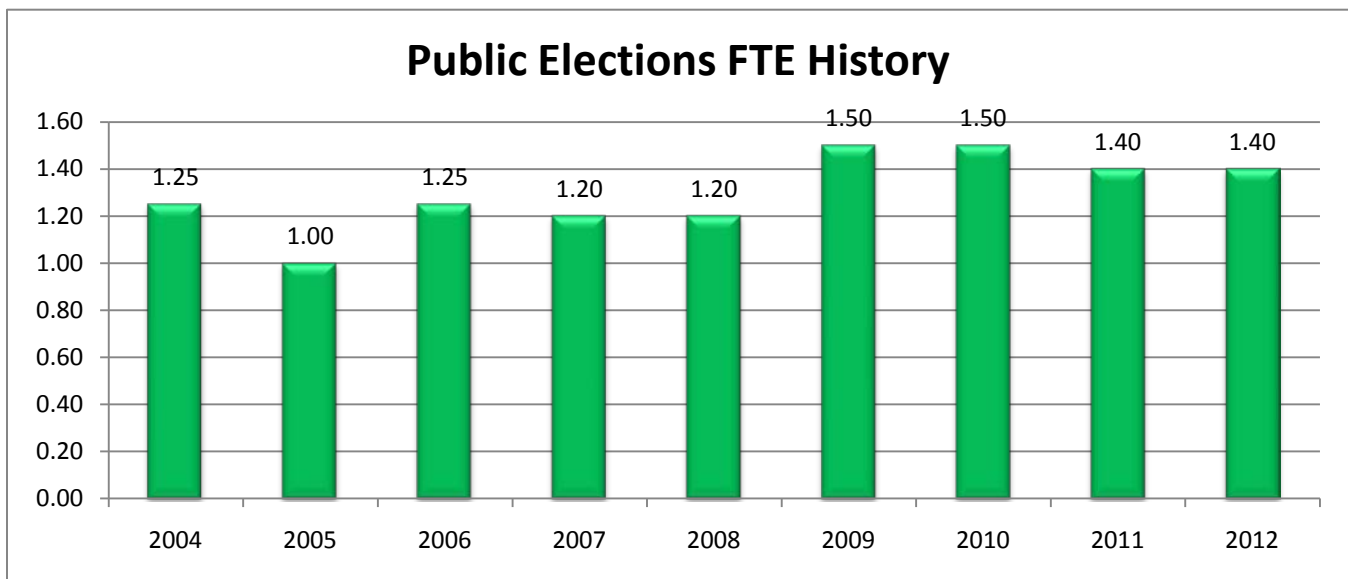
The public elections function is a necessary and state mandated function of county government. The county elections office provides for the democratic election of all elected offices within Jackson County, which include local governments, school districts, and other special districts.

Accomplishments

- ✓ The public elections office added the campaign finance filings online.

Budget Adjustments

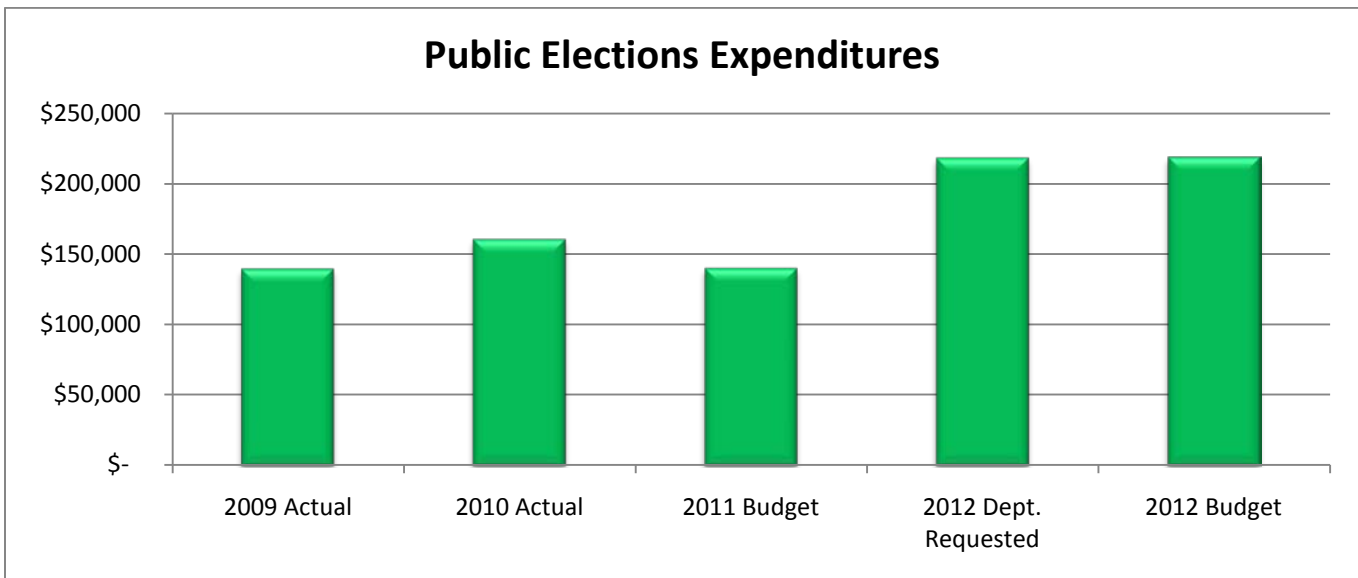
There are no significant budget adjustments for this program.



Expenditure History

	2009 <u>ACTUAL</u>	2010 <u>ACTUAL</u>	2011 <u>BUDGET</u>	2012 DEPT <u>REQUESTED</u>	2012 <u>BUDGET</u>
PERSONNEL SERVICES	64,469	54,255	58,585	59,195	59,751
SUPPLIES & MATERIALS	68,962	96,005	66,700	139,200	139,200
CONTRACT SERVICES	1,464	4,274	9,477	13,077	13,077
OTHER EXPENSES	4,335	5,740	5,001	6,525	6,525
TOTAL PROGRAM COST	\$ 139,230	\$ 160,274	\$ 139,763	\$ 217,997	\$ 218,553

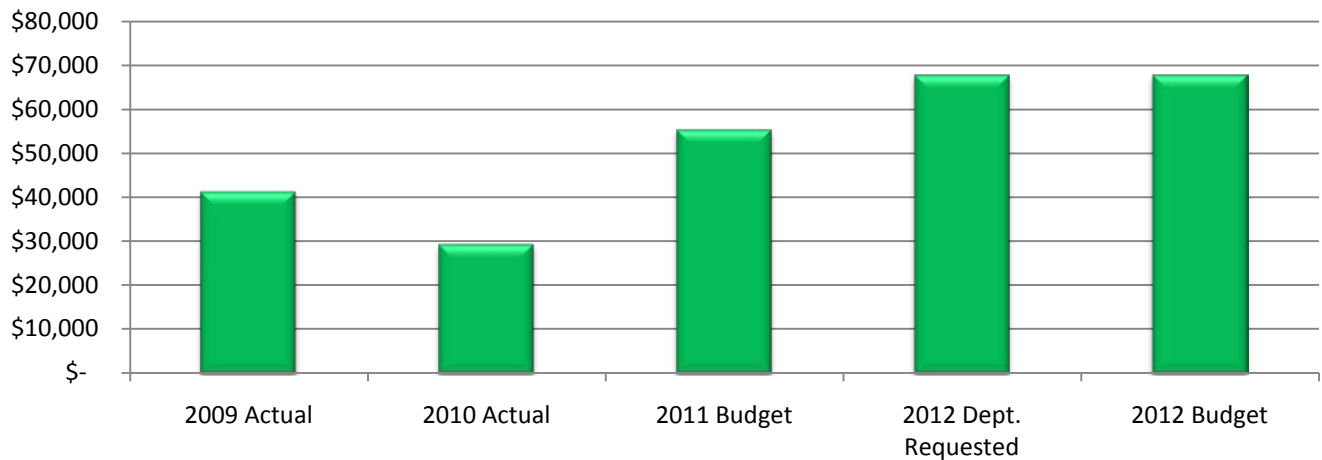
Public Elections Expenditures



Revenue History

	2009 <u>ACTUAL</u>	2010 <u>ACTUAL</u>	2011 <u>BUDGET</u>	2012 DEPT <u>REQUESTED</u>	2012 <u>BUDGET</u>
CHARGES/FEES	23,128	29,401	55,364	67,850	67,850
OTHER	18,244	-	-	-	-
TOTAL PROGRAM COST	\$41,372	\$29,401	\$55,364	\$67,850	\$67,850

Public Elections Revenues



Strategic Outcomes

Indicator	2007 Actual	2008 Actual	2009 Actual	2010 Actual	2011 Target	2012 Target
Number of elections held per year	4	4	4	4	4 - 5	4-5

Other Key Indicators

Indicator	2007 Actual	2008 Actual	2009 Actual	2010 Actual	2011 Target	2012 Target
Total number of elected office positions on the ballot(including nominations from primary elections)	31	620	43	424	45	620
Total number of candidates(filings) appearing on the ballot	60	559	56	387	60	559
Total number of ballot issues	6	20	15	23	5	20
Total number of voter registrations processed by the County Elections Department	9,726	10,077	5,773	8,093	5,000	12,000
Election Director	1	1	1	1	1	1
Assistant (part-time employee shared with Jury)	.375	.375	.375	.375	.375	.375
Voter registrations processed by the PT Assistant shared w/ Jury	9,726	10,077	5,773	8,093	5,000	12,000