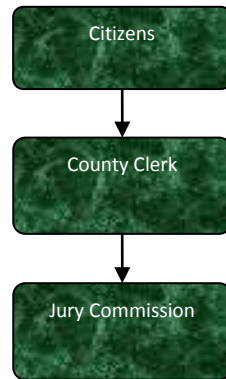


Jury Commission



Activities

Maintain and coordinate jury information from the Michigan Department of State with Jackson County database of potential jurors.

Provide information to county residents, court officials, attorneys, employers and other government units on all aspects of the jury process. Orientate jurors when they report in to serve their jury duty. Prepare, print and mail all juror correspondence, including qualification questionnaires, summonses, postponements and excuse letters.

Coordinate Jury Board meetings, secure room for questionnaire review and serve as clerk to maintain their attendance records, minutes and reimbursement pay. Qualify and disqualify prospective jurors as directed by their decision according to the law. Inform and update Jury Board Members with statute changes for juror procedures.



Mission Statement

To inform and educate Jackson County residents as to their individual responsibility and privilege of serving as a juror in our court system. To improve and promote cooperation between the citizen and the courts which will enhance a more positive attitude of the public toward the court system in particular and the county government in general.

Strategic Plan Impact

- ✓ Safe Community

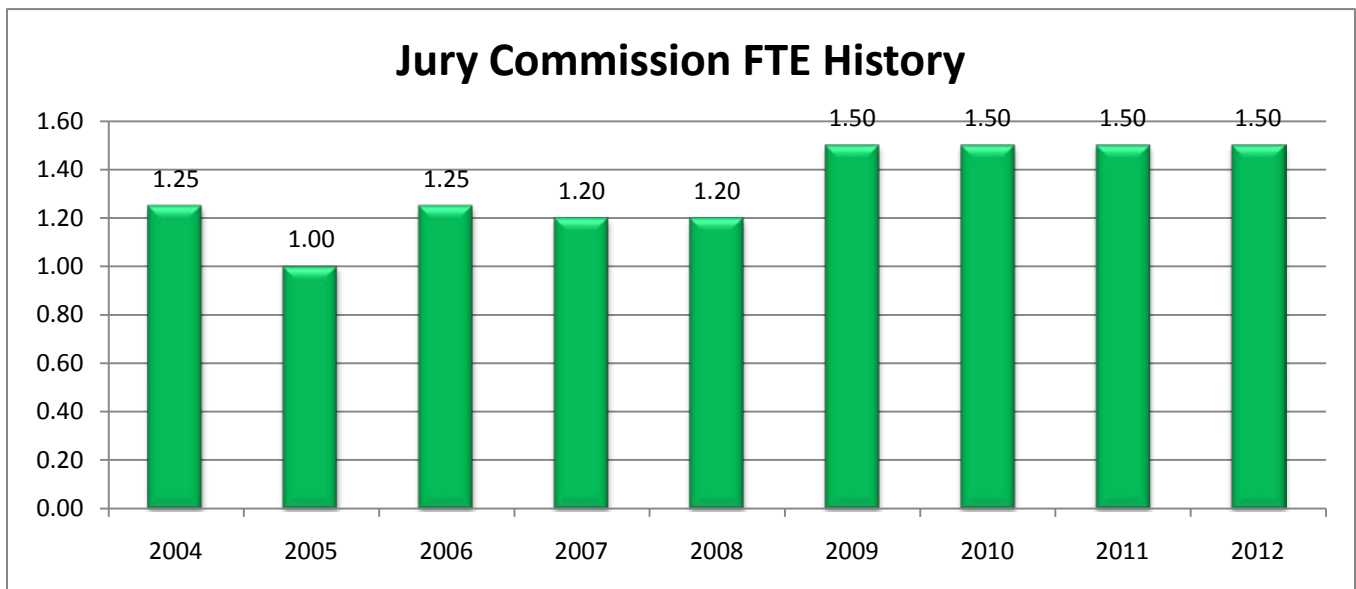
The Jury Commission contributes to the safe community strategy by ensuring the constitutional right to trial by jury.

Accomplishments

- ✓ Reduced the number of jurors from 8,750 per year to 7,500 per year in 2010.
- ✓ Improved and updated the juror website.
- ✓ Reduce the number of questionnaires mailed to jurors from 24,000 per year to 18,000 in 2011.

Budget Adjustments

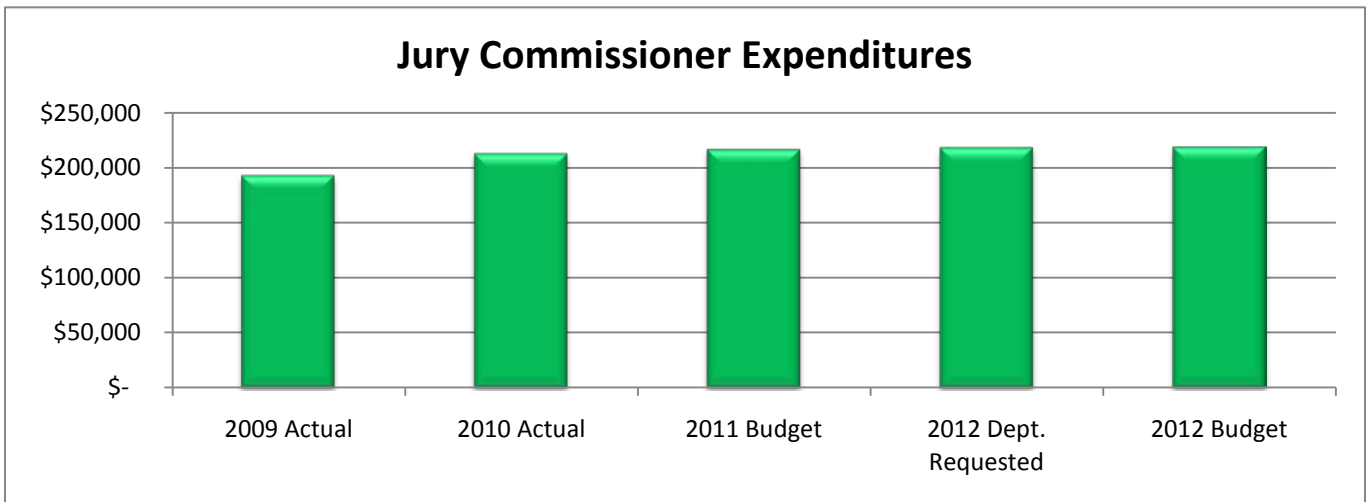
- ✓ There are no significant budget adjustments to the Jury Commission program.



Expenditure History

	2009 <u>ACTUAL</u>	2010 <u>ACTUAL</u>	2011 <u>BUDGET</u>	2012 DEPT <u>REQUESTED</u>	2012 <u>BUDGET</u>
PERSONNEL SERVICES	65,798	75,780	75,714	77,511	78,144
SUPPLIES & MATERIALS	24,987	30,007	33,900	33,900	33,900
CONTRACT SERVICES	4,633	4,633	4,700	4,700	4,700
OTHER EXPENSES	97,440	102,242	102,225	102,225	102,225
TOTAL PROGRAM COST	\$192,858	\$212,662	\$216,539	\$218,336	\$218,969

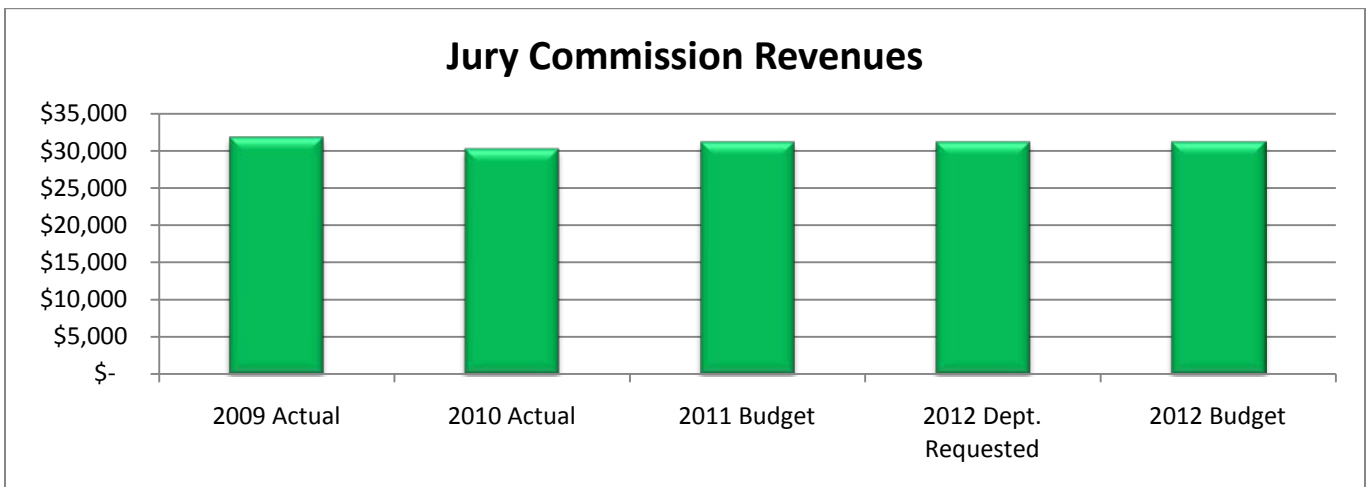
Jury Commissioner Expenditures



Revenue History

	2009 <u>ACTUAL</u>	2010 <u>ACTUAL</u>	2011 <u>BUDGET</u>	2012 DEPT <u>REQUESTED</u>	2012 <u>BUDGET</u>
INTERGOVERNMENTAL	31,858	30,262	31,200	31,200	31,200
TOTAL PROGRAM COST	\$31,858	\$30,262	\$31,200	\$31,200	\$31,200

Jury Commission Revenues



Strategic Outcomes

Indicator	2007 Actual	2008 Actual	2009 Actual	2010 Actual	2011 Target	2012 Target
Percent of respondents who say they feel very or somewhat safe from violent crime.	N/A	N/A	74%	ND	75%	75%

Other Key Indicators

Indicator	2007 Actual	2008 Actual	2009 Actual	2010 Actual	2011 Target	2012 Target
Number of Cases per year	124	108	109	74	100	100
Summons mailed per year	8,750	8,750	8,750	7,500	7,500	7,500
Questionnaires mailed per year	24,000	24,000	24,000	17,000	18,000	18,000
Juror voice-mail calls returned per year	NA	NA	2,497	2,392	3,000	3,000
Total dollars paid out to jurors per year	\$126,337	\$107,608	\$99,195	\$97,932	\$100,000	\$100,000
Jury Coordinator & Admin. Asst. (shared w/Elections Dept.)	1.25	1.25	1.25	1.375	1.375	1.375
Number of Jurors Summoned per year	7,750	8,750	8,750	7,500	7,500	7,500
Number of Jurors: Postponed/Excused/FTA letters mailed	2,556	2,446	2,661	3,497	3,500	3,500
Jurors Show Caused (Not appearing when Summoned)	72	76	70	105	90	90