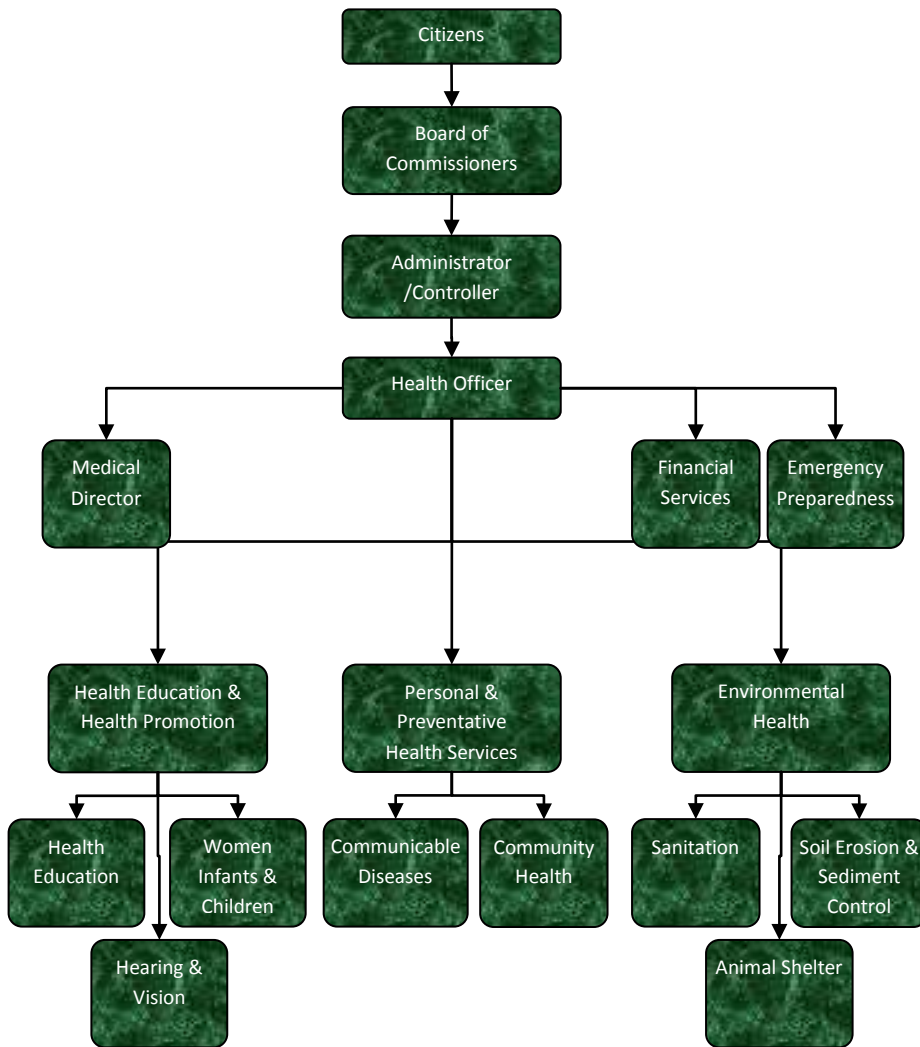


Hearing and Vision



Activities

Certified Vision Technicians screen preschool and children in grades 1, 3, 5, 7, 9 and Drivers Education classes. Certified Hearing Technicians screen preschool and Kindergarten and grades 2 and 4 Children not passing the first screening are retested. Medical referrals are made on those children who still exhibit problems on the second screening. Jackson County Health Department provides a free walk-in Hearing and Vision Clinic twice a month throughout the school year.

Mission Statement

The purpose of the program is to screen, identify and address hearing and vision problems in early childhood.



Strategic Plan Impact

✓ **Healthy Community**

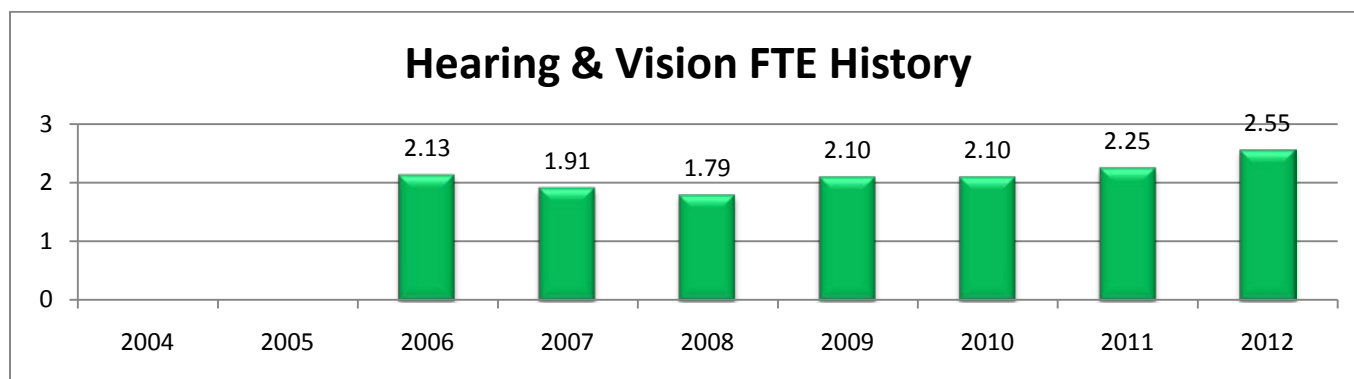
The purpose of this program is to screen, identify and address hearing and vision problems early in a child’s life before they can negatively impact school performance. The Public Health Code Act 368 of 1978 mandates annual hearing screening for grades preschool, kindergarten, 2nd and 4th and vision screening for grades preschool, 1st, 3rd, 5th, 7th and 9th.

Accomplishments

- ✓ Completed State Accreditation passing successfully with 11 “met” indicators each, for the hearing and vision screening programs.
- ✓ Continue Medicaid billing for eligible hearing and vision screens increasing program revenue.
- ✓ Improved school scheduling process and follow up documentation process to increase program efficiency and enhance overall service delivery.
- ✓ Increased hearing screenings conducted by 36% from SY 08/09 to SY 09/10.
- ✓ Increased vision screenings conducted by 77% from SY 08/09 to SY 09/10.
- ✓ Increased preschool hearing and vision screenings conducted through on-site screening.
- ✓ Collaborated with Community Action Agency to ensure all Head Start students are screened.
- ✓ Three part time technicians passed the Technician Observation Program (TOP) assessment for hearing screening and the Technician Assessment Program (TAP) for vision screening.
- ✓ Hired and MDCH trained two part time technicians for both the vision and hearing screenings..

Budget Adjustments

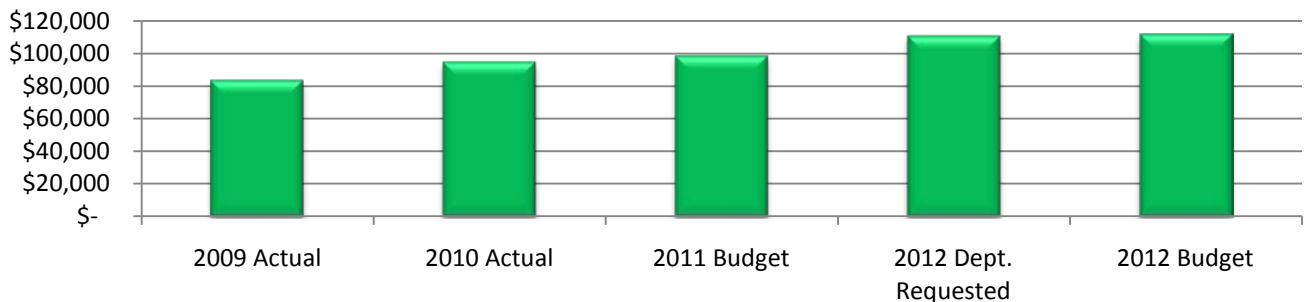
The 2012 budget includes an increase of .3 full-time-equivalent employees.



Expenditure History

	2009 <u>ACTUAL</u>	2010 <u>ACTUAL</u>	2011 <u>BUDGET</u>	2012 DEPT <u>REQUESTED</u>	2012 <u>BUDGET</u>
PERSONNEL SERVICES	74,858	81,252	93,941	106,206	107,220
SUPPLIES & MATERIALS	3,530	6,176	1,000	1,000	1,000
CONTRACT SERVICES	-	133	-	-	-
OTHER EXPENSES	4,973	7,084	3,475	3,475	3,475
TOTAL PROGRAM COST	\$83,361	\$94,645	\$98,416	\$110,681	\$111,695

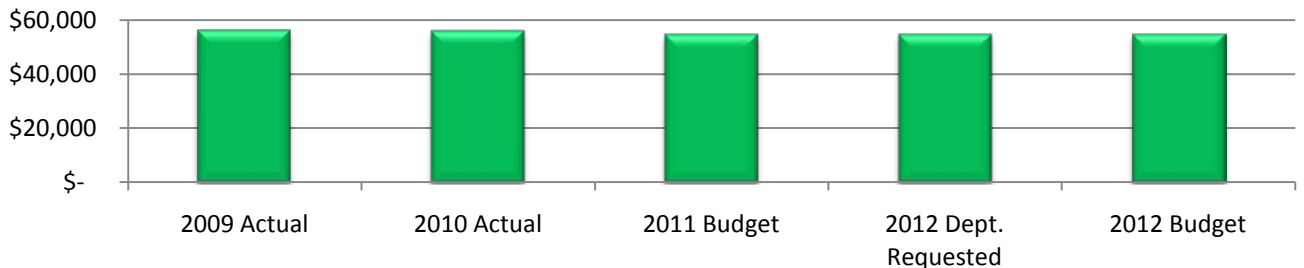
Hearing & Vision Expenditures



Revenue History

	2009 <u>ACTUAL</u>	2010 <u>ACTUAL</u>	2011 <u>BUDGET</u>	2012 DEPT <u>REQUESTED</u>	2012 <u>BUDGET</u>
INTERGOVERNMENTAL	54,735	54,738	54,735	54,735	54,735
CHARGES/FEES	1,450	1,188	-	-	-
OTHER	-	88	-	-	-
TOTAL PROGRAM COST	\$54,735	\$55,926	\$54,735	\$54,735	\$54,735

Hearing & Vision Revenues



Strategic Outcomes

Indicator	2007 Actual	2008 Actual	2009 Actual	2010 Actual	2011 Target	2012 Target
SCHOOL YEAR*	06/07	08/09	09/10	10/11	11/12	12/13
Hearing Referrals	252	244	209	177	N/A	200
Hearing Referrals Seen by Physician	81	52	46	67	N/A	50
Vision Referrals	938	980	482	1,315	N/A	450
Vision Referrals Seen by Physician	236	223	109	151	N/A	150

Other Key Indicators

Indicator	2007 Actual	2008 Actual	2009 Actual	2010 Actual	2011 Target	2012 Target
SCHOOL YEAR*	06/07	08/09	09/10	10/11	11/12	12/13
Hearing Screens Conducted	6,655	6,531	5,204	7,055	N/A	7,150
Vision Screens Conducted	8,309	9,902	5,268	9,337	N/A	9,500

*Data based upon the school year instead of the calendar year.