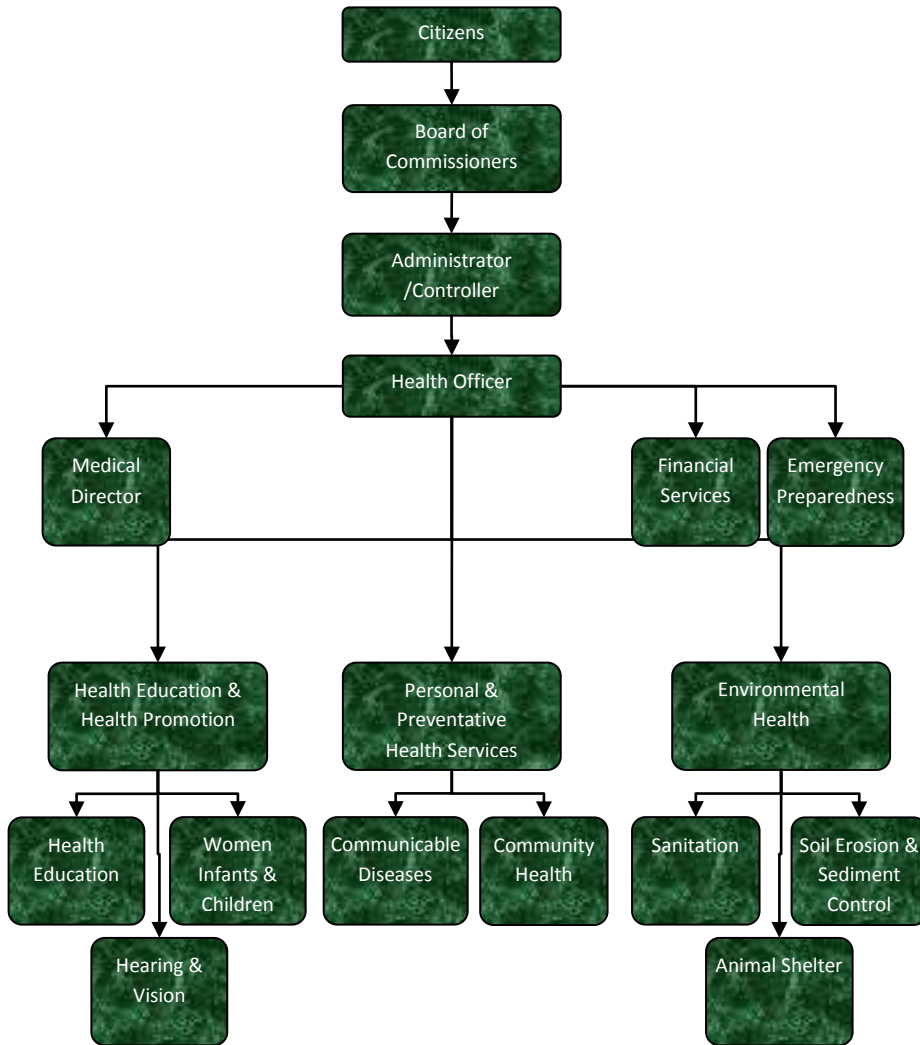


Environmental Health



Activities

- Inspect and license restaurants, public swimming pools and campgrounds.
- Issue sewage disposal and well permits.
- Monitor water quality near sites of known contamination.
- Monitor non-community water supplies.
- Inspect day care and adult foster care homes.
- Respond to nuisance complaints.
- Act as a resource to the community on environmental matters.

Mission Statement

To ensure the relationship between the public and the environment remains a positive and healthy one and not one that leads to disease or chronic illness.



Strategic Plan Impact

✓ **Healthy Community**

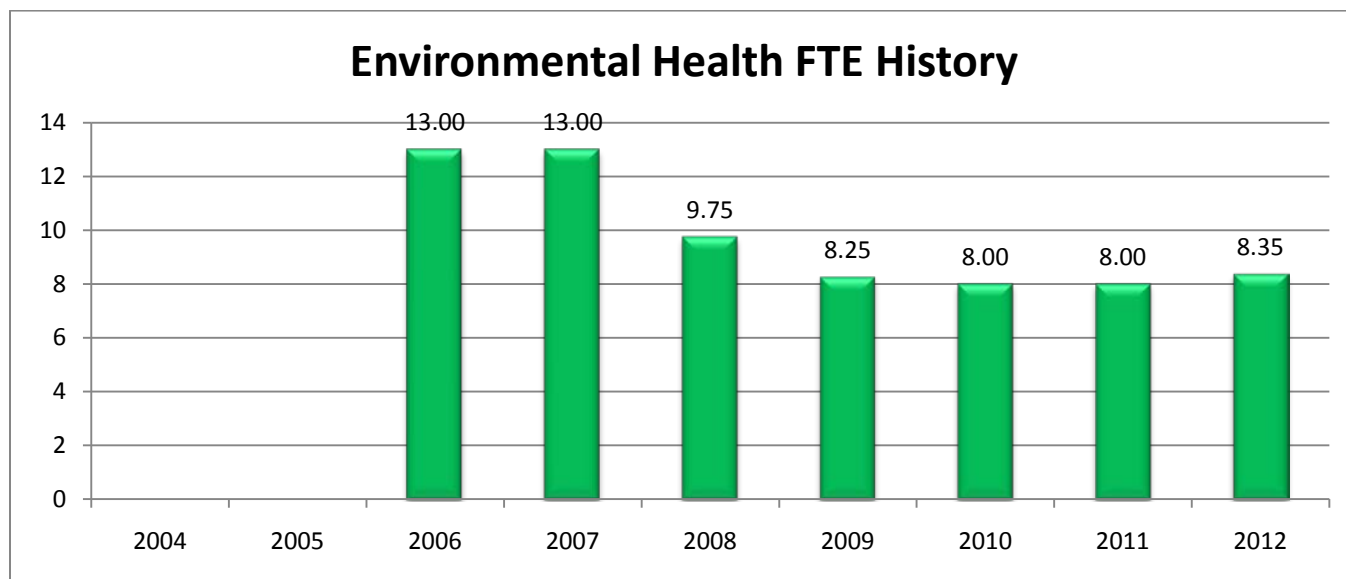
To ensure that the relationship between the public and the environment remains a positive and healthy one and not one that leads to disease or chronic illness. We protect the public's health through activities like licensing and inspecting restaurants and permitting and inspecting wells and on-site sewage disposal systems.

Accomplishments

- ✓ The Environmental Health Division met all standards in the programs evaluated during the accreditation review. We also met all standards for our Water Supply Programs.
- ✓ We routinely provide educational classes to our residents such as the "Basics of Food Safety" class.
- ✓ The Environmental Health Division continues to adapt to revenue loss through staff reductions and administering non-traditional programs such as the Animal Shelter and Soil Erosion.

Budget Adjustments

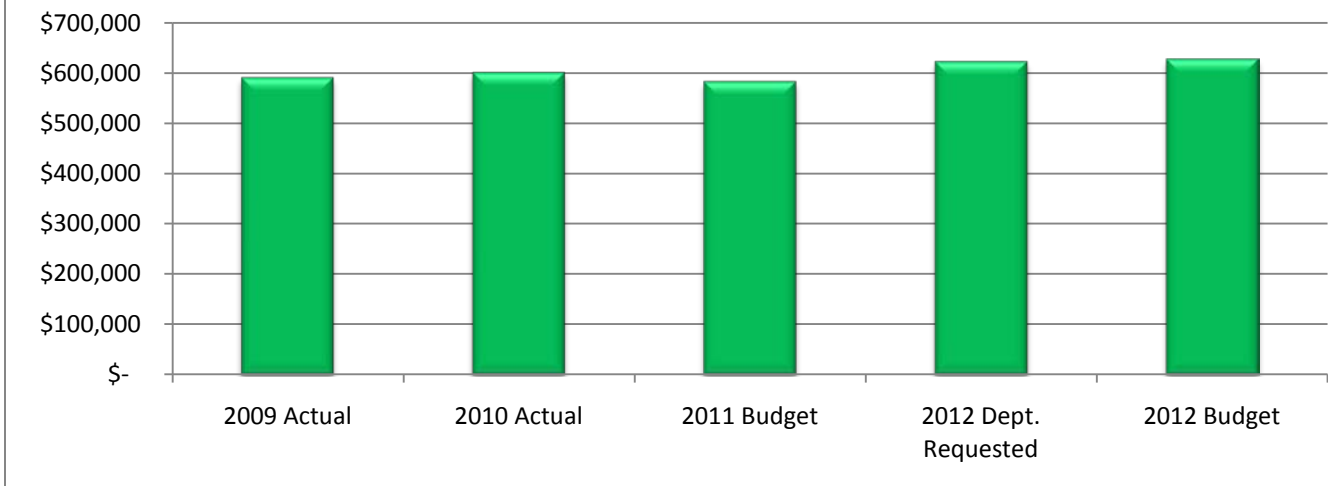
There are no significant budget adjustments to this program.



Expenditure History

	2009 <u>ACTUAL</u>	2010 <u>ACTUAL</u>	2011 <u>BUDGET</u>	2012 DEPT <u>REQUESTED</u>	2012 <u>BUDGET</u>
PERSONNEL SERVICES	549,089	564,118	551,892	591,717	596,536
SUPPLIES & MATERIALS	6,777	6,828	7,375	7,375	7,375
CONTRACT SERVICES	15,691	15,461	5,225	5,225	5,225
OTHER EXPENSES	19,572	14,590	18,670	18,670	18,670
TOTAL PROGRAM COST	\$591,129	\$600,997	\$583,162	\$622,987	\$627,806

Environmental Health Expenditures

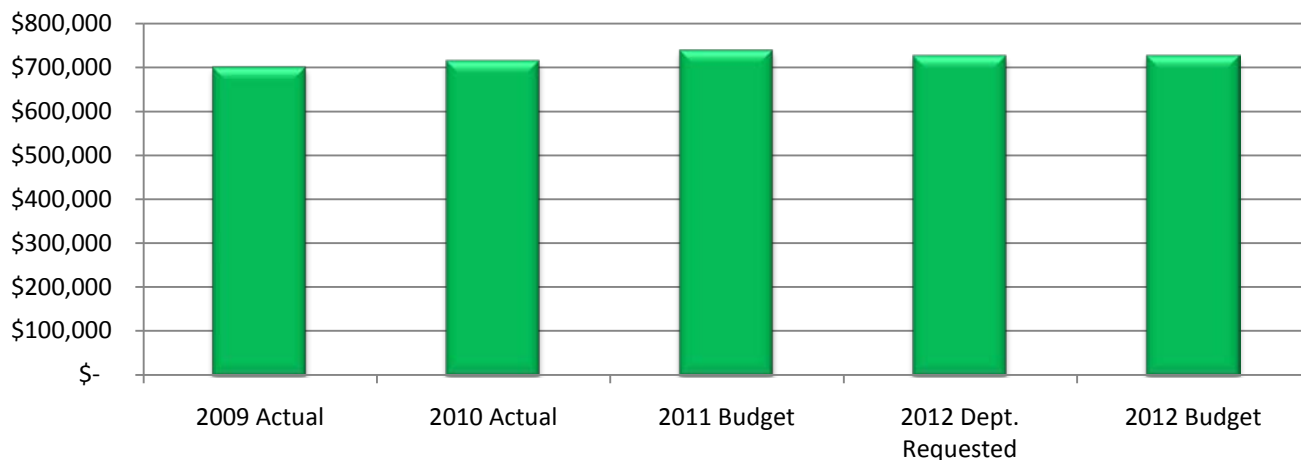


Revenue History

	2009 <u>ACTUAL</u>	2010 <u>ACTUAL</u>	2011 <u>BUDGET</u>	2012 DEPT <u>REQUESTED</u>	2012 <u>BUDGET</u>
CHARGES/FEES	34,614	31,734	26,640	26,640	26,640
LICENSES/PERMITS	338,756	338,756	360,409	360,409	360,409
FINES	100	575	-	-	-
INTERGOVERNMENTAL	321,095	343,234	348,190	335,509	335,509
OTHER	6,041	1,483	4,000	4,000	4,000
TOTAL PROGRAM COST	\$700,606	\$715,782	\$739,239	\$726,558	\$726,558

Health Department

Environmental Health Revenues



Strategic Outcomes

Indicator	2007 Actual	2008 Actual	2009 Actual	2010 Actual	2011 Target	2012 Target
Food borne Illness Complaints Investigated			15	15	15	15

Other Key Indicators

Indicator	2007 Actual	2008 Actual	2009 Actual	2010 Actual	2011 Target	2012 Target
Restaurant Licenses Issued	590	562	523	606	535	550
Sewage Disposal Permits Issued	295	187	126	149	200	175
Water Well Permits Issued	339	240	195	201	280	225
Non-Community Public Water Supplies	244	244	238	234	238	234