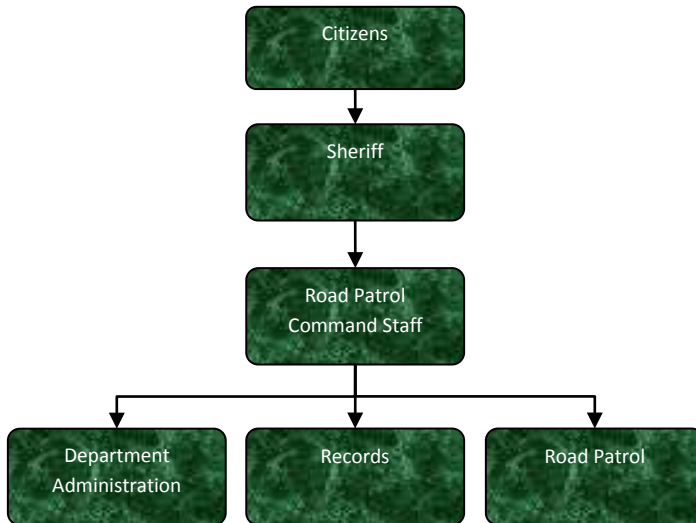


Sheriff's Road Patrol



Activities

The Sheriff's Department's Road Patrol performs a wide variety of services for citizens of Jackson County. These services can be divided into three major programs: Crime Prevention and Suppression (Investigations, Inspections, Arrests, etc.), Order Maintenance (Traffic Enforcement, Domestic Relations, Neighborhood Disputes, Liquor Law Enforcement, Found Property, etc.) and Legal Services (Subpoenas, Court Services, Gun Registrations, L.E.I.N., etc).

Mission Statement

The mission of the Jackson County Office of the Sheriff is to work in partnership with the citizens of Jackson County toward providing a safe environment while enhancing the quality of life consistent with the values and diversity of the community.



Strategic Plan Impact

✓ **Safe Community**

The Sheriff has the responsibility of responding to and investigating criminal complaints throughout the County of Jackson. The Office of the Sheriff is committed to the enforcement of laws, the protection of life and property while respecting individual rights, human dignity and community values. Delivering this service will create a community where both people and organizations can thrive and prosper. Through vigorous enforcement and visibility the Office of the Sheriff continues to make Jackson County a safe environment in which to live work and play.

✓ **Economic Development**

Through the efforts of the Sheriff to create a safe community in which to live, work, and play we indirectly impact the ability of business to thrive. A safe community enjoys the benefits of increased economic development. Safe communities also draw residents from other locations who seek safe, quiet places to raise a family.

✓ **Healthy Community**

In creating a safe community where people feel free to enjoy the multiple parks and opportunities for outside activity the Office of the Sheriff contributes to the health of the community. The enforcement of traffic laws coupled with educating people as to the dangers of violating traffic laws such as speeding and operating while impaired further enhance the health of this community. Specific examples of this activity include utilizing Sheriff's bicycle patrols on the Falling Waters Trail and continued efforts to address speeding and OWI enforcement. Educational programs in the schools are ongoing to keep high school students informed and prepared for their responsibilities as young drivers. Also, a feeling of safety promotes the enjoyment of the county's park system leading to healthier and happier residents.

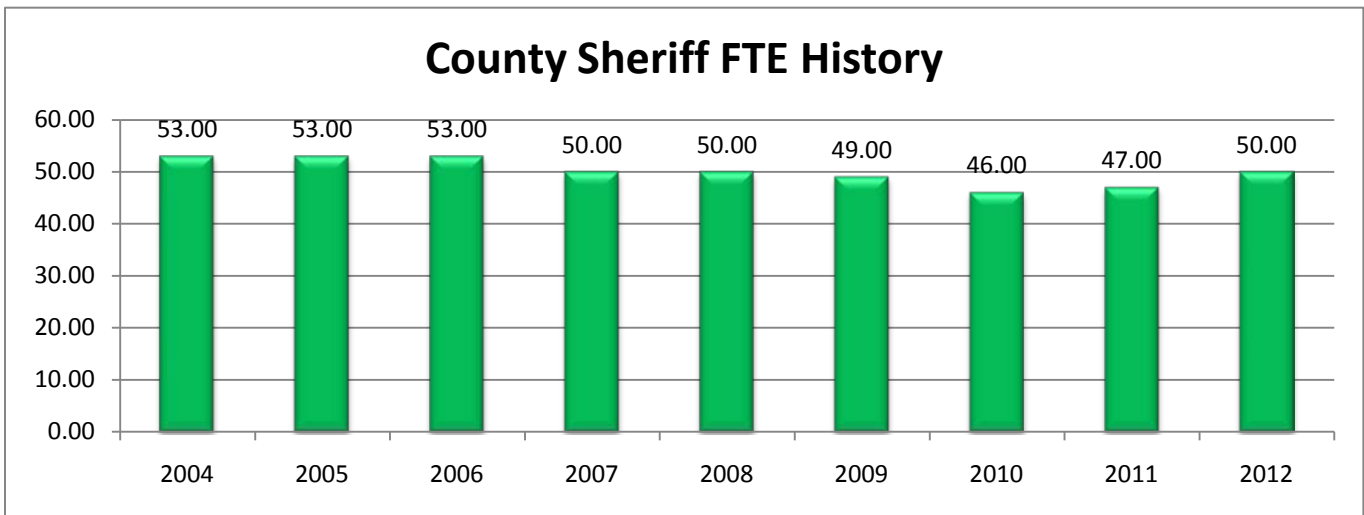
✓ **Recreational & Cultural Opportunities**

As stated above, the feeling of safety lends itself to the enjoyment of all of Jackson County's parks, lakes and recreational opportunities. Residents who feel free from the fear of crime will undoubtedly spend more of their available leisure time enjoying the recreation and culture offered in Jackson County. Specific examples include the fireworks display that occurs 3 times per year at the Sparks Foundation Park as well as the Falling Waters Trail and the numerous lakes county-wide.

Accomplishments

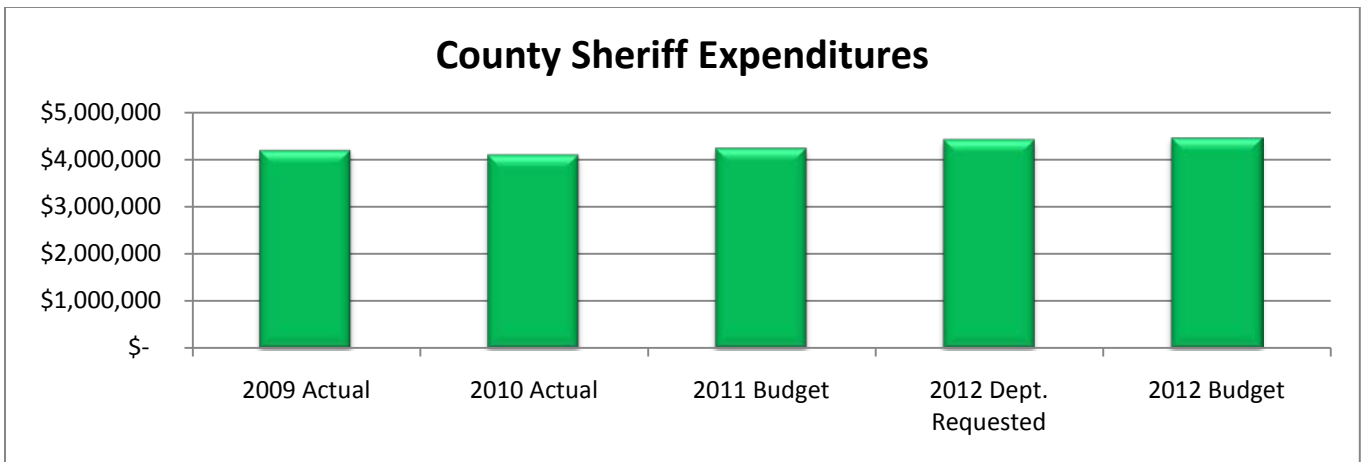
Budget Adjustments

Three road deputies were added to the County Sheriff's road patrol. One was funded for five years by the Board of Commissioners in support of the County's Strategic Plan. The other two were funded by contracts with Parma Township and Sandstone Township.



Expenditure History

	2009 <u>ACTUAL</u>	2010 <u>ACTUAL</u>	2011 <u>BUDGET</u>	2012 DEPT <u>REQUESTED</u>	2012 <u>BUDGET</u>
PERSONNEL SERVICES	3,856,040	3,737,088	3,821,401	4,000,367	4,031,764
SUPPLIES & MATERIALS	49,616	57,822	69,350	69,350	69,350
CONTRACT SERVICES	83,983	72,086	94,900	94,900	94,900
OTHER EXPENSES	202,922	229,522	251,000	261,000	261,000
TOTAL PROGRAM COST	\$4,192,561	\$4,096,518	\$4,236,651	\$4,425,617	\$4,457,014

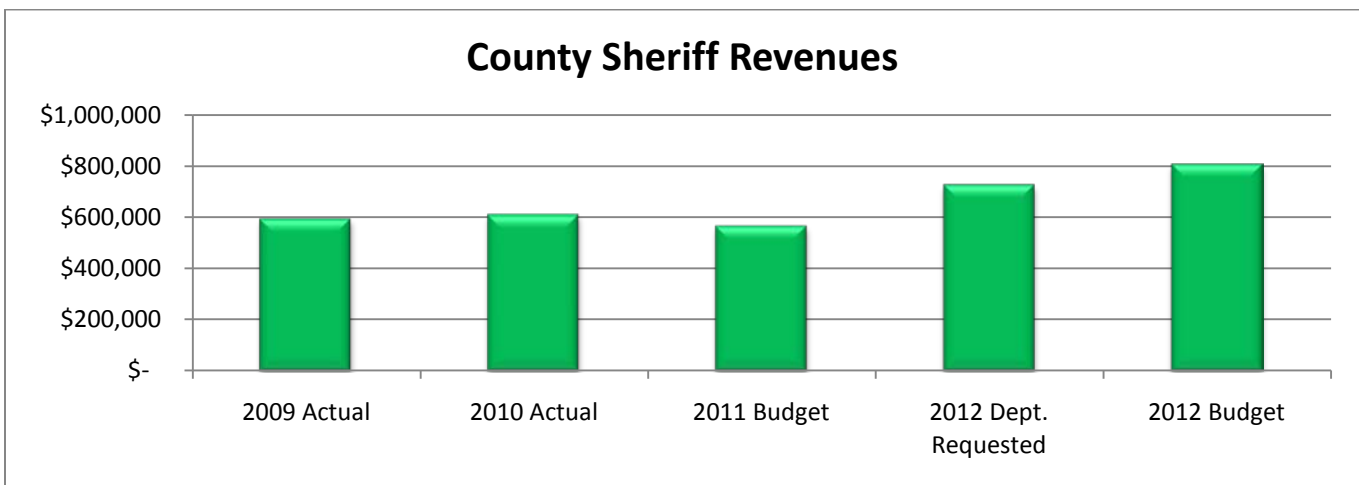


Sheriff's Department

Revenue History

	2009 <u>ACTUAL</u>	2010 <u>ACTUAL</u>	2011 <u>BUDGET</u>	2012 DEPT <u>REQUESTED</u>	2012 <u>BUDGET</u>
CHARGES/FEES	523,379	536,997	507,503	667,018	667,018
LICENSES/PERMITS	20,340	20,880	15,000	15,000	15,000
INTERGOVERNMENTAL	41,888	45,235	37,500	37,500	37,500
OTHER	8,449	5,778	6,000	6,000	6,000
TRANSFER IN	-	-	-	-	80,000
TOTAL PROGRAM COST	\$594,056	\$608,890	\$566,003	\$725,518	\$805,518

County Sheriff Revenues



Strategic Outcomes

<u>Indicator</u>	2007 <u>Actual</u>	2008 <u>Actual</u>	2009 <u>Actual</u>	2010 <u>Actual</u>	2011 <u>Target</u>	2012 <u>Target</u>
Percent of respondents who say they feel very or somewhat safe from violent crime	N/A	N/A	50%	ND	51%	51%
Percent of respondents who say they feel very or somewhat safe in their neighborhood during the day.	N/A	N/A	92%	ND	93%	94%
Percent of respondents who say they feel very or somewhat safe in their neighborhood after dark.	N/A	N/A	74%	ND	75%	75%

Other Key Indicators

Indicator	2007 Actual	2008 Actual	2009 Actual	2010 Actual	2011 Target	2012 Target
Calls for Service	26,641	26,795	33,034	27,002	33,000	27,000
Felony Arrests	503	444	455	435	450	450
Misdemeanor Arrests	900	887	836	830	800	800
OWI Arrests	204	277	260	274	260	260
Deputies (Road Patrol)	29	29	29	29	29	29
Complaints per Deputy	919	924	1,139	931	1,139	1,139
Felony Arrests per Deputy	17	15	18	15	15	15
Misdemeanor Arrests per Deputy	31	31	29	28	27	27
OWI Arrests per Deputy	7	10	9	9	9	9
Case Clearance	NA	42.3%	31.7%	35%	34%	35%



This page intentionally left blank.