

JACKSON COUNTY PARKS & RECREATION COMMISSION

Members

Mike Way - Chair
John Polaczyk – Vice Chair
Julie Alexander
Joseph Beaman
Bob DuBois
Larry Lloyd
Kenny Price
Jan Seitz
Geoffrey Snyder
Amy Torres

Wednesday, June 15, 2016

8:00 a.m.

Cascades Board Room
1992 Warren Ave.

Parks Director
Jeff Hovarter

MEETING AGENDA

Mission Statement – Jackson County Parks and Recreation in cooperation with Jackson County Government, and the Community, strives through a planned process to deliver quality recreational opportunities, facilities, and special events, to a diverse public.

- 1) Call to Order – Mike Way, Chairman
- 2) Pledge of Allegiance
- Motion 3) Approval of Agenda
- Motion 4) Approval of May 2016 Meeting Minutes
- 5) Public Comment
- Motion 6) Receive Communications (*Pages 1 thru 7a*)
- Motion 7) Director’s Report (*Page 8 & 8a*)
- 8) Old Business
- 9) New Business
- Discussion A) Zorbing
- Motion 10) Receive May 2016 Financials
(*Parks - 1 thru 11, Golf – 12 thru 15, Misc. 22 thru 29*)
- 11) Parks & Golf Courses Financial Summaries
- Motion 12) Approve May 2016 Claims Report
- 13) Presentation – Jeff Hovarter – Camp Teetonkah
- 14) Public Comment
- 15) Commissioner Comments
- 16) Adjourn to the Call of the Chair

Next Meeting Scheduled
8 a.m., Wednesday, July 20, 2016
Cascades Board Room

**JACKSON COUNTY PARKS AND RECREATION COMMISSION
1992 WARREN AVENUE
JACKSON, MICHIGAN 49203**

May 18, 2016

CALL TO ORDER: Mike Way, Chairman at 7:59 a.m.

PLEDGE OF ALLEGIANCE

ROLL CALL

Present: Cmr. **Alexander, Beaman, DuBois, Lloyd, Polaczyk, Price, Snyder, Torres, and Way**
Excused: Cmr. **Seitz**
Director: **Jeff Hovarter**, County Parks Director
Staff: **Becky Humphrey, Mike Hoskins, Dan Lusty**
Visitors: **Adam Brown**, Deputy County Administrator, **Rista** from Indonesia, **Jen** from Thailand, **Kay Dunkel**, Spring Arbor Township resident, and **Roger Gaede**

APPROVAL OF AGENDA

Moved by Polaczyk, supported by Price to approve the May 18, 2016 agenda. Motion carried.

APPROVAL OF MINUTES

Moved by Torres, supported by Dubois to approve the April 2016 Meeting Minutes. Motion carried.

PUBLIC COMMENT

Kay Dunkel – Excited to be here for the Lime Lake Aquatic Habitat Grant. Thank you!

Roger Gaede – Gave the Parks Director a file of information on the toilet facility the Village of Brooklyn uses and what the Parks Department has out at Minard Mill County Park. The Village of Brooklyn hasn't really used the water heater and it was approximately \$3,100 for the slab. Also, the last time here and this time Roger noticed there were no GPS units on the golf carts and wondered why. Discussion.

COMMUNICATIONS

1. Letter from The Village of Concord
Re: Five Year Parks and Recreation Plan 2016-2020
2. Letter from Project HOPE
Re: Donation
3. Letter from James Allen Murray/Shepherd-Hicks Family Reunion
Re: Honoring the Jackson County Parks Department
4. Thank you letter to Margaret Myers
Re: Donation to support Horton Park and Irrigation to The Cascades
5. **Friends of the Falling Waters Trail** minutes of April 5, 2016

6. **Cascades Park Foundation** minutes of April 20, 2016
7. **Jackson County Parks Association** minutes of April 19, 2016
8. **Champion Team** minutes of April 14, 2016
9. **Champion Team** Ad-Hoc Committee minutes of May 2, 2016

Moved by Torres, supported by DuBois to receive the communications. Motion Carried.

DIRECTOR'S REPORT

- ✚ Staff met with City of Jackson representatives to discuss their plans for reconstructing Kibby Road in adjacent to Sparks Foundation Park. The intent is to make sure their design/ engineering is coordinated with the design/ engineering of the Trail Connector Project we are working on. They do not plan to begin road reconstruction until 2017 but they will be completing design in 2016. Their early conceptual design ideas would significantly change the Kibby Road/ Denton Road entrance to Sparks Foundation Park.
- ✚ Work on the Camp Teetonkah business plan continue. Staff spent five hours last week at the camp taking pictures to document infrastructure and the current site plan. We have also received a data base of current/ five history of operating revenues and expenses. I hope to wrap up the research by the end of June and will begin working on a business plan report and camp operating plan.
- ✚ On May 9th the County Commission Agencies & Affairs Committee approved the Parks Department staff changes I have requested. This Staff Report will be moved to the May 24th County Commission meeting as a "consent" agenda item. Upon approval we will begin the recruitment process for a Parks Planning & Operations Manager. I would hope to have that person on staff by Mid July.
- ✚ Upon approval by the Parks Commission, we will move the Lime Lake Aquatic Habitat Project Agreement to the County Commission for approval in June. I would not expect design/ engineering to begin before August sometime. Actual construction/ repair will not begin until late fall.
- ✚ We will begin emergency repair work on the Cascades stairwell and railing Monday, May 16th. This is being done so we can get the repairs made before we open to the public on May 27th. This is a public safety issue and if not addressed would have resulted in the closer of the left staircase of the Cascades for nearly half of the season. The cost of repairs exceeds my approval authority and requires Parks Commission and County Commission approval. Because of the emergency situation we initiated the work prior to those approvals. The Staff Report on this project will be put through the appropriate approvals "defector, after the fact".
- ✚ An Ad Hoc Committee of the Champions Team met on May 2nd to discuss the role of the Champions Team moving forward. Approximately \$470,000 has been identified and secured to fund part of the Phase II Cascades improvements. At this point the plan is to construct the new Pump House (without any of the mechanical) and to look at constructing a separate "Splash

Pad” Aquatic Center inside the Cascades. I have been pushing for this new facility based on several needs. They include the desire to create increased use of the Cascades facility both in the total hours weekly as well as attendance; to create new stakeholders; and to create a consistent new revenue source to further support the operations of the Cascades. I estimate the total budget to build both the Pump House and the Splash Pad to be \$650,000. This leaves \$180,000 to be raised to fully fund the project.

Moved by Polaczyk, supported by Lloyd to receive the Directors Report. Motion Carried.

OLD BUSINESS - None

NEW BUSINESS

- **Clark Lake Community Center Licensing and Maintenance Agreement**

Moved by DuBois, supported by Alexander to approve the continuation of the Clark Lake Community Center Licensing and Maintenance Agreement starting May 2016 thru May 2021, with an option to renew for an additional five year period starting May, 2021. Motion carried.

- **Lime Lake Restoration**

Moved by Torres, supported by Alexander to approve and move forward with the Lime Lake Restoration AH15-515 Grant Agreement with the Michigan Department of Natural Resources. Motion carried.

- **Sparks Park Inter-City Trail Connector**

Moved by DuBois, supported by Polaczyk to approve and move forward the TF15-0092 Sparks Park Inter-City Trail Connector Grant Project Agreement with the Michigan Department of Natural Resources Trust Fund in the amount of \$267,000. Motion carried.

Moved by Torres, supported by Beaman to approve the proposal for the engineering services of Spicer Group for the Sparks Park Inter-City Trail Connector project. Motion carried.

- **Sparks Park Batwing Mower**

Moved by Lloyd, supported by Price to approve the purchase of the Sparks Park 12’ Batwing Mower from Bates Tractor and Equipment in Coldwater MI for the amount of \$12,171.72. Motion carried.

- **Skid Steer Loader**

Moved by Price, supported by Snyder to approve the purchase of a Cat model 257D Skid Steer Loader from Michigan Cat on the MiDeal Governmental contract for \$58,611.00. Motion carried.

- **Golf Course Rotary Mower**

Moved by DuBois, supported by Beaman to approve the purchase of a Grounds Master 3500-D rotary mower for Cascades Golf Courses from Spartan Distributors in the amount of \$30,753.17. Motion carried.

- **Emergency Repairs to The Cascades Stairwells and Railing System**

Moved by Polaczyk, supported by DuBois to approve the emergency repairs to sections of stairwell and railing on the left side of The Cascades. Motion carried.

April 2016 FINANCIALS

Jackson County Parks and Recreation Commission

May 18, 2016

Moved by Polaczyk, supported by Price to receive the April 2016 Financial Reports. Motion carried.

Moved by Polaczyk, supported by Lloyd to approve the April 2016 Claims Report. Motion carried.

PUBLIC COMMENT

Kay Dunkel – To her recollection that ever since the group of lake owners partnered with the Jackson County Parks to repair the breach at the Lime Lakes, Brandon Ransom (prior Parks Director) did not think the use of just marrow would be the answer to repair the breach. Williams Farm donated the marrow to help with the project. When it all washed away, it was very disheartening. When Professor Joseph Jaworski, Professor of Biology at Spring Arbor University was alive he was very much involved with the Flora of Lime Lake area Fen and since his passing, Kay found a booklet of the Flora of the Lime Lake Fen that Professor Jaworski had prepared. Kay gave the booklet on loan to the Jackson County Parks Department to copy for their files.

Roger Gaede- Fen is different than water wetland. Roger appreciates mentioning modern restrooms. Vineyard Lake and Clark Lake County Parks have pump sets. Since they have been installed, Parks is paying sewer bills. At the Columbia Township meeting it was decided that sewer bills are going to be going up. Vineyard Lake County Park is highly used and the Parks is paying for porta johns and sewer.

COMMISSIONER COMMENTS

Cmr. Torres – Thank you Adam! For everything you have done for the Parks and wish you all the best in your new endeavor.

Cmr. Snyder – I want to piggy back on what Cmr. Torres stated and also thank you for the level of funding for the Parks, it has been phenomenal. Adam you have done more individually for the Parks than any other administration. Thank you.

Cmr. Alexander – We need a group photo of Adam with the Park Commission. Jeff's presentation needs to go on all the social media outlets. Also, the 1776 Musical does not indicate we are charging a different price for the dates of the performances of the musical.

Cmr. Beaman – Tweeted out the poster for the 1776 Musical so that the information will get out to more of the millennials – they pretty much use only social media. The wash pad for golf carts looks great, the question is where is the contamination going from washing the carts? Discussion.

Cmr. Price – 4 things – 1) Spring may be coming, can we go back to the different parks to hold our commission meetings? 2) Likes the idea of bringing more events like the Civil War Muster to our parks. 3) Could we add something about handicapped in our presentations moving forward? – Discussion 4) Lime Lake, if people on our board want to see the breach, G.R.E.A.T. could provide kayaks for the board members. And thank you and Jeff for bringing up G.R.E.A.T. !

ADJOURNMENT

There being no further business, the meeting adjourned to the call of the Chair at 9:27 a.m.

Mike Way, Chairman

Jackson County Parks & Recreation Commission

Jackson County
Parks & Recreation Commission

COMMUNICATIONS
June 2016

1. Letter from Weatherwax Foundation
Re: Challenge Grant
2. Jackson Community Foundation Fund #365
Re: Cascades Restoration Project Endowment Fund
3. Jackson Community Foundation Fund #541
Re: Cascades Non-endowed Special Project Fund
4. Jackson Community Foundation
Re: Marion S. Grattan Memorial Parks Endowment Fund and Addendum (Parks Association)
5. Jackson Community Foundation
Re: Jackson County Parks Association Endowment Fund
6. Jackson Community Foundation
Re: Grant History
7. **Cascades Park Foundation** minutes of May 18, 2016

Weatherwax Foundation



Weatherwax

TRUSTEES

Lawrence L. Bullen, Chairman
Comerica Bank

FOUNDERS

Kenneth A. Weatherwax
Peter A. Weatherwax

EXECUTIVE DIRECTOR

Maria Miceli Dotterweich

May 17, 2016

Jeff Hovarter, Parks Director
Jackson County Parks & Recreation
1992 Warren Ave.
Jackson, MI 49203

Dear Mr. Hovarter,

The Trustees of the Weatherwax Foundation, Chairman Larry Bullen and Nancy Robidoux of Comerica Bank, have approved a challenge grant toward the \$250,000 expense of building a pump house shell for the Cascades Falls. We understand your committee has raised \$100,000 toward the project. Our Foundation will provide \$100,000 when you have another \$50,000 in-hand from private money, fundraising to be concluded by January 30, 2017.

We still need to receive information from Parks & Rec regarding the Kibby Rd. Trail Connector project in order to release pledged funds. I understand Mark Schopmeyer will be working with you to bring this together since that grant happened two park directors ago. We look forward to bringing it to a conclusion.

Welcome to Jackson and best wishes on your new job.

Regards,


(Mrs.) Maria Miceli Dotterweich
Executive Director

C. Weatherwax Trustees

RECEIVED

MAY 23 2016

JACKSON COUNTY PARKS



Jackson

community foundationSM

**Fund Statement
to**

Fund: Cascades Restoration Project Endowment Fund

Revenue

Total Contributions	\$0.00
Total Contributions	(\$100.00)
Interest and Dividends	\$7.03
Realized Gain or (Loss)	\$79.76
UnRealized Gain or (Loss)	(\$5.90)
Total Revenue	(\$19.11)

Expenditures

Administrative Service Fee	(\$142.27)
Investment Management Fees	(\$14.52)
Total Expenditures	(\$156.79)

Excess Revenue over Expenditures: (\$175.90)

	Beginning 1/1/2016	Activity	Ending 4/30/2016
3000 Fund Balance - Spendable	\$0.00	\$217.49	\$217.49
3010 Fund Balance - Accum Earnings	\$2,433.31	(\$393.39)	\$2,039.92
3020 Fund Balance - Historical Endowed Gift	\$6,160.00	\$0.00	\$6,160.00
Fair Market Value	\$8,593.31	(\$175.90)	\$8,417.41

Report Date: June 7, 2016

Fund#: 365

JCF Spending Policy: The annual amount available for distribution from any endowed fund is 5.5% of the average of 16 rolling quarters up to the October 31st balance of the prior year. This spendable will be available after January 1st of the current year. Each fund's annual spendable balance is net of the Foundation's administrative fees. Any spendable balance left as October 1st of the current year will be moved back into the accumulated earnings account of the fund unless otherwise communicated to the Foundation. New funds will not have a spendable amount until 4 full quarters with the Foundation unless otherwise determined at inception of fund. Information provided on this report is for informational purposes only.

2



Jackson

community foundationSM

Fund Statement
to

Fund: Cascades Non-endowed Special Project Fund

Revenue

Total Contributions	\$15,790.00
Total Revenue	\$15,790.00

Expenditures

Administrative Service Fee	(\$510.00)
Total Expenditures	(\$510.00)

Excess Revenue over Expenditures: \$15,280.00

	Beginning 1/1/2016	Activity	Ending 5/27/2016
3000 Fund Balance - Spendable	\$75,717.00	\$15,280.00	\$90,997.00
3010 Fund Balance - Accum Earnings	\$0.00	\$0.00	\$0.00
Fair Market Value	\$75,717.00	\$15,280.00	\$90,997.00

Report Date: June 7, 2016

Fund#: 541

JCF Spending Policy: The annual amount available for distribution from any endowed fund is 5.5% of the average of 16 rolling quarters up to the October 31st balance of the prior year. This spendable will be available after January 1st of the current year. Each fund's annual spendable balance is net of the Foundation's administrative fees. Any spendable balance left as October 1st of the current year will be moved back into the accumulated earnings account of the fund unless otherwise communicated to the Foundation. New funds will not have a spendable amount until 4 full quarters with the Foundation unless otherwise determined at inception of fund. Information provided on this report is for informational purposes only.



Jackson

community foundation

**Fund Statement
to**

Fund: Marion S. Grattan Memorial Parks Endowment Fund

Revenue

Interest and Dividends	\$144.44
Realized Gain or (Loss)	\$1,518.73
UnRealized Gain or (Loss)	\$104.75
Total Revenue	\$1,767.92

Expenditures

Administrative Service Fee	(\$1,784.77)
Investment Management Fees	(\$284.76)
Total Expenditures	(\$2,069.53)

Excess Revenue over Expenditures: (\$301.61)

	Beginning 1/1/2016	Activity	Ending 4/30/2016
3000 Fund Balance - Spendable	\$0.00	\$8,216.09	\$8,216.09
3010 Fund Balance - Accum Earnings	(\$90,929.81)	(\$8,517.70)	(\$99,447.51)
3020 Fund Balance - Historical Endowed Gift	\$256,010.30	\$0.00	\$256,010.30
Fair Market Value	\$165,080.49	(\$301.61)	\$164,778.88

Report Date: June 7, 2016

Fund#: 267

JCF Spending Policy: The annual amount available for distribution from any endowed fund is 5.5% of the average of 16 rolling quarters up to the October 31st balance of the prior year. This spendable will be available after January 1st of the current year. Each fund's annual spendable balance is net of the Foundation's administrative fees. Any spendable balance left as October 1st of the current year will be moved back into the accumulated earnings account of the fund unless otherwise communicated to the Foundation. New funds will not have a spendable amount until 4 full quarters with the Foundation unless otherwise determined at inception of fund. Information provided on this report is for informational purposes only.

4

Fund 267



Jackson

community foundation

For **good**. For **ever**.*

Marion S. Grattan Memorial Parks Endowment Fund Addendum


THIS ADDENDUM is made as of the 30th day of November, 2011, between Jackson County Parks Association and the Jackson Community Foundation, a corporation organized under the nonprofit corporation law of the State of Michigan, with its principal office located at One Jackson Square, Suite 308, Jackson, Michigan.

Fund Representation. The Fund shall be represented by the President of the Jackson County Parks Association and/or the Director of the County of Jackson Parks Department. Fund statements and distribution requests are authorized by both parties.

Fund Representation Continuity. It is the responsibility of the Director of the County of Jackson Parks Department to keep the Foundation apprised of any changes in representation either of the President of the Jackson County Parks Association or the Director of the County of Jackson Parks Department to allow for continuity of fund representation.

IN WITNESS WHEREOF, each Party has executed this ADDENDUM by its duly authorized officers as of the day and year first above written.


By: MONICA M. MOSER, PRESIDENT & CEO



(Authorized signature)
Date: 12/7/2011

JACKSON COMMUNITY FOUNDATION

By: BRANDON RANSOM, DIRECTOR



(Authorized signature)
Date: 12.5.11

COUNTY OF JACKSON PARKS DEPARTMENT

4a



Jackson

community foundation

**Fund Statement
to**

Fund: Jackson County Parks Association Endowment Fund

Revenue

Interest and Dividends	\$279.97
Realized Gain or (Loss)	\$2,943.71
UnRealized Gain or (Loss)	\$202.72
Total Revenue	\$3,426.40

Expenditures

Administrative Service Fee	(\$3,543.69)
Investment Management Fees	(\$563.73)
Total Expenditures	(\$4,107.42)

Excess Revenue over Expenditures: (\$681.02)

	Beginning 1/1/2016	Activity	Ending 4/30/2016
3000 Fund Balance - Spendable	\$0.00	\$15,116.32	\$15,116.32
3010 Fund Balance - Accum Earnings	(\$40,443.01)	(\$15,797.34)	(\$56,240.35)
3020 Fund Balance - Historical Endowed Gift	\$360,499.72	\$0.00	\$360,499.72
Fair Market Value	\$320,056.71	(\$681.02)	\$319,375.69

Report Date: June 7, 2016

Fund#: 205

JCF Spending Policy: The annual amount available for distribution from any endowed fund is 5.5% of the average of 16 rolling quarters up to the October 31st balance of the prior year. This spendable will be available after January 1st of the current year. Each fund's annual spendable balance is net of the Foundation's administrative fees. Any spendable balance left as October 1st of the current year will be moved back into the accumulated earnings account of the fund unless otherwise communicated to the Foundation. New funds will not have a spendable amount until 4 full quarters with the Foundation unless otherwise determined at inception of fund. Information provided on this report is for informational purposes only.

Name	Title	Program	Request	Grant	FY
Jackson County Parks Association	Available Earnings Distribution Directive	No Program Assigned	\$15,505.42	\$15,505.42	2000
Jackson County Parks Association	2003 requested distribution	Donor Designated	\$15,000.00	\$15,000.00	2003
Jackson County Parks & Recreation	Snyder County Park	Unrestricted Community	\$5,000.00	\$2,500.00	2004
Jackson County Parks & Recreation	Weekend in the Park & Jackson County Rose Parade	Unrestricted Community	\$3,000.00	\$0.00	2004
Jackson County Parks Association	annual distribution request	Donor Designated	\$15,000.00	\$15,000.00	2004
Jackson County Parks Association	Distribution of spendable income.	Donor Designated	\$12,829.09	\$12,829.09	2004
Jackson County Parks & Recreation	Falling Water Non-Motorized Trail	Unrestricted Community	\$200,000.00	\$100,000.00	2005
Jackson County Parks & Recreation	Falling Waters Trail Land Aquisition	Unrestricted Community	\$5,000.00	\$5,000.00	2005
Jackson County Parks & Recreation	Restoration of Cascades Park ponds	Field of Interest	\$4,489.50	\$4,489.50	2005
Jackson County Parks Association	Donor Designated Fund Distribution	Donor Designated	\$15,000.00	\$15,000.00	2005
Jackson County Parks Association	Donor Designated Fund Distribution	Donor Designated	\$35,748.41	\$35,748.41	2005
Jackson County Parks & Recreation	Jackson County Parks and Recreation Dept. 2006 Summer Concert Ser	Unrestricted Community	\$5,000.00	\$1,000.00	2006
Jackson County Parks Association	Donor Designated Fund Distribution	Donor Designated	\$15,000.00	\$15,000.00	2006
Jackson County Parks Association	Donor Designated Fund Distribution	Donor Designated	\$47,635.41	\$47,635.41	2006
Jackson County Parks & Recreation	Cascade Falls Park 75th Anniversary Entertainment Extravaganza	Unrestricted Community	\$4,800.00	\$4,800.00	2007
Jackson County Parks & Recreation	Falling Waters Nonmotorized Trail	Unrestricted Community	\$100,000.00	\$0.00	2007
Jackson County Parks Association	Focus Group Participant Incentive	No Program Assigned	\$250.00	\$0.00	2007
Jackson County Parks Association	Fund Distribution Request	Donor Designated	\$15,000.00	\$15,000.00	2007
Jackson County Parks Association	Fund Distribution Request	Donor Designated	\$47,635.41	\$47,635.41	2007
Jackson County Parks & Recreation	Cascade Falls Park 2008 Renovation Project Awareness Concert Series	Unrestricted Community	\$4,800.00	\$0.00	2008
Jackson County Parks & Recreation	Cascades Park Renovation Project-Phase 1	Unrestricted Community	\$125,000.00	\$0.00	2008
Jackson County Parks & Recreation	Donor Advised Fund Distribution	Donor Advised	\$2,000.00	\$2,000.00	2008
Jackson County Parks Association	Donor Designated Fund Distribution	Donor Designated	\$3,805.22	\$3,805.22	2008
Jackson County Parks Association	Donor Designated Fund Distribution Request	Donor Designated	\$15,521.25	\$15,521.25	2008
Jackson County Parks Association	Donor Designated Fund Distribution	Donor Designated	\$14,218.27	\$14,218.27	2009
Jackson County Parks Association	Donor Designated Fund Distribution	Donor Designated	\$18,557.42	\$18,557.42	2009
Jackson County Parks & Recreation	Field of Interest Fund Distribution	Field of Interest	\$6,000.00	\$6,000.00	2011
Jackson County Parks & Recreation	Inter City Trail Connector	Unrestricted Community	\$25,000.00	\$10,000.00	2012
Jackson County Parks Association	Donor Designated Fund distribution	Donor Designated	\$20,000.00	\$20,000.00	2012
Jackson County Parks & Recreation	Donor Designated Fund Distribution	Donor Designated	\$12,180.00	\$12,180.00	2013
Jackson County Parks & Recreation	Sparks Park/Inter-City Trail Connector - Development Phase	Unrestricted Community	\$40,000.00	\$0.00	2013
Jackson County Parks Association	Donor Designated Fund Distribution	Donor Designated	\$15,000.00	\$15,000.00	2013
Jackson County Parks & Recreation	Cascades Renovation, Phase 1	Unrestricted Community	\$50,000.00	\$25,000.00	2014
Jackson County Parks Association	Donor Designated Fund Distribution	Donor Designated	\$10,000.00	\$10,000.00	2014
Jackson County Parks & Recreation	Donor Designated - Pleasant Lake County Park Project	Donor Designated	\$15,000.00	\$15,000.00	2015
Jackson County Parks & Recreation	Sparks Park/Inter-City Trail Connector	Unrestricted Community	\$40,000.00	\$34,001.75	2015
Jackson County Parks Association	Donor Designated Fund Distribution	Donor Designated	\$7,900.00	\$7,900.00	2015
Jackson County Parks Association	Donor Designated Fund Distributon	Donor Designated	\$10,000.00	\$10,000.00	2015
Jackson County Parks Association	Paint Park Playground Equipment & Toys	Unrestricted Community	\$500.00	\$0.00	2015
Jackson County Parks Association	Spendable Distribution	Donor Designated	\$15,000.00	\$15,000.00	2008
			\$1,012,375.40	\$586,327.15	

6

CASCADES PARK FOUNDATION
DIRECTORS MEETING
May 18, 2016

Meeting called to order by President Myers at 9:30 AM

ROLL CALL:

Present: Pat Doher, Jim Guerriero, Chris Langley, Jerry McDevitt, Margaret Myers, Doug Scott

Also Present: Sue Chapel, General Manager

Excused: Jeff Hovarter, Parks Director (Ex-Officio)

Moved by Doher, supported by Langley to approve Minutes of April 20 , 2016 meeting. Carried.

Moved by Guerriero, supported by Langley to approve May 18, 2016 Agenda. Carried

COMMUNICATIONS: Thank you from Mr. And Mrs. Sobettas for perfect wedding day experience; Thank you to Sue and staff from Kathy Clark for lovely service at family memorial event; Charles K. Sinclair, President – Jackson Cascades Lions Club expressing great appreciation for the gracious service provided the Club’s dinner by server Gina; Letter of appreciation from Anne M. Cox, Program Coordinator, Albion College of Business Management to Sue and staff for a beautiful, flawless event; Devon Sona thanking Sue and especially staff members Susie and Cheryl for their friendly, attentive service; Grant Wedgwood cancelling their rehearsal dinner and wedding reception on November 4th and 5th, 2016.

GENERAL MANAGERS REPORT: Basement concrete floor has been sealed; Sparks room roof successfully repaired; 457 guests at Mothers Day Buffet; Manager intends to confer with Parks Director regarding May Fireworks parking, pond chemical control and fountains, and dead trees in Cascades Park. April events included 13 corporate, 26 private, 14 service clubs, 6 memorials, 1 prom, 1 wedding and 103 at the restaurant rally.

TREASURERS REPORT: **Moved by Guerriero, supported by Langley** to receive financial reports. Carried.

EXECUTIVE COMMITTEE: Did not meet.

INVESTMENT COMMITTEE: Did not meet.

MARKETING COMMITTEE: Did not meet.

OLD BUSINESS: None

NEW BUSINESS: None

PARKS REPORT: None.

DIRECTORS COMMENTS: McDevitt suggested the Directors meetings be moved to a different day and/or time.

Moved by Langley, supported by Doher to meet the third Tuesday of each month at 8:30 AM. Carried.

There being no further business the meeting adjourned to the call of the President at 10:30 AM.

NEXT MEETING: Tuesday, June 21 at 8:30 AM.

7a



Jackson County Parks Department

Jeff Hovarter, Parks Director

TO: Parks Board of Commissioners

FROM: Jeff Hovarter
Parks Director

CC: Mike Overton
County Administrator

SUBJECT: Director's Report

DATE: June 10, 2016

- ✚ Cascades Phase II Renovations Project Update – The Pump House/ Splash Pad sub-phase continues to evolve. I have a tentative meeting of the Champions Team scheduled for June 21st to discuss the current thinking which is to build a down sized pump house that can be easily added on/ expanded later while putting more of our resources into the “Splash Pad” Aquatic Center. This will create a much greater opportunity for public use creating many new stakeholders as future champions of the Cascades Renovation Project. The current “in hand” are \$275,000. We need to raise another \$250,000 to be comfortable in funding the current project scope.
- ✚ Clock Tower Project (at The Cascades) – We met with Jim Egan from the Noon Rotary. The Park Board approved a plan to locate a new decorative clock tower in Sparks Park north of the Cascades entrance between the entrance and the north parking lot along the trail. The Noon Rotary has the parts in hand for the clock tower and would like to begin install later this summer. They have agreed to fabric the rebar cage for the base and Parks staff will pour/ form the concrete base the clock tower will be secured to. Parks will also identify the dedicated electrical power source for the clock.
- ✚ Camp Teetonkah Acquisition Project – The deadline for submittal of proposals the Michigan Crossroads Council has been set for July 15, 2016. I will be spending a great deal of time the next couple of weeks writing/ preparing the proposal document. So I will likely be less accessible for this period of time as I try to isolate myself to focus the document development.
- ✚ The Parks Planning & Operations Manager position has been officially posted. The closing date to apply is June 30, 2016. We will begin reviewing applicants immediately and plan to interview candidate's right after the July 4th holiday. I am hoping to have this staff position filled by the end of July.



- ✚ High Speed Internet/ Wi Fi in the Parks Office - Comcast is in the process of installing high speed cable/ internet connection at the Parks Office over the next week or so. There are some kinks to be worked out with the IT Department to make sure we also continue to have Wi Fi capabilities but with a much better response time (greater bandwidth).
- ✚ Fairgrounds/ Large Animal Wash Area Improvements – The large animal wash area site has some challenging storm drainage issues. The City of Jackson and the MDEQ have been inspecting/ working with Fairgrounds staff for the past several years to try and rectify the issues. Currently there is no way to prevent animal waste from ending up in the Grand River as livestock wait to enter the wash stations. We have hired an Engineering Firm who has provided a design solution that meets every ones approval. The construction will begin immediately and the project improvements will be completed prior to the 2016 Fair which begins August 7th.
- ✚ MDNR Project Agreements – as of the writing of this report, Project Agreements for Lime Lake Wetland Restoration and the Trail Connector Projects are on the Agencies & Affairs Committee agenda for approval. These will also need to be approved at the full Commission meeting on June 21st. Upon approval we plan to begin design work with ASTI Environmental on the Lime Lake Project and the Spicer Group on the Trail Connector. We would hope construction on both of these projects could begin this fall, 2016.
- ✚ Healthy Lifestyles Initiatives – Staff have been collaborating with staff from the County Health Department to implement several healthy lifestyles programs. We are now offering a “healthy choices” menu at the Cascades concession stand. We are also working to develop fitness/ exercise program/ classes at the Cascades in conjunction with the Health Department and the Jackson YMCA.
- ✚ Foot Golf and Zorbing – We have officially opened our Foot Golf Course at the Cascades Golf Course. It is located on the Short Course. We have seen an exceptional response from the community. We sold 120 rounds of foot golf the first two weeks which is more rounds than we sold to play regular golf on the short course those two weeks. This is clearly a sport attracting the younger Millennials generation. We plan to meet in the next week with a group who would like to collaborate on introducing Zorbing to the Jackson community. This sport is again very attractive to the Millennials.
- ✚ Pleasant Lake County Park will be hosting a number of events this summer through the efforts of Rick Zdanowitz, the owner of PLP Restaurant. There was very successful car show on Memorial Weekend at the Park and there are three more Classic Car Shows scheduled this summer at the Park. In addition the Park will be the staging site for the Pleasant Lake 5K Fun Run in August.
- ✚ HGTV Lakefront Bargain Hunt – The HGTV Show Lakefront Bargain Hunt will be in Southeast Michigan filming one of their series show in the Irish Hill area. They have contacted us requesting permission to film the Cascades in action on the evening of June 23rd. They plan to include this footage in the show when it airs on HGTV later in the year.

Zorbing and Bumpin Bubble Soccer Links

<http://www.metrotimes.com/detroit/have-you-got-the-balls/Content?oid=2185069>

<http://www.bubbledetroit.com/>

[http://www.mlive.com/entertainment/grand-rapids/index.ssf/2011/02/want to spin downhill in a inf.html](http://www.mlive.com/entertainment/grand-rapids/index.ssf/2011/02/want_to_spin_downhill_in_a_inf.html)

ARTS & CULTURE » CULTURE

July 19, 2006

Have you got the balls?

In college I had a hamster named Hecubus who loved to roll around in his plastic ball. One day when I wasn't paying attention, he accidentally rolled down the stairs.

Now, thanks to local entrepreneur Robert Pelon, I know exactly how poor Hecubus felt that fateful day.

You, too, can feel like a human in a hamster ball, compliments of Pelon, who envisions a Sphere USA chain modeled on the center recently opened in Brighton, the first of its kind in North America.

Pelon, 33, is originally from Northville, a clean-cut, all-American former MSU Spartan, who just had his first baby with his wife. A few years ago he was a nice, respectable options trader in Chicago. Now, as president and CEO of Sphere USA in Brighton, he rolls people down a hill in a giant ball.

As Pelon tells the story, it all started one day in January of last year when he was watching a reality show where poor suckers were strapped into a giant inflatable ball and pushed down a hill. Intrigued, Pelon wanted to try it for himself — only to find that there was no place in North America where you could, although it's very popular in Australia, the UK and New Zealand, where it originated in the late '90s via a company called Zorb (zorb.com).

So, the industrious Pelon started researching. A business trip to England, a couple of recruited buddies and a year-and-a-half of planning later, Pelon acquired all North American rights to the UK company SphereMania (www.spheremania.com), a competitor of Zorb. And thus, Sphere USA opened at the Mt. Brighton ski resort in June.

Pelon won't go into details about the cost of the operation, but says each sphere costs "about as much as a used car." (He didn't specify Volkswagen or Pinto.) He's hoping the investment will pay off; given how popular the activity is in other parts of the world, he thinks sphereing could be huge in the States. And thus far he's had a solid response; on word of mouth, he's getting 10 to 20 riders a day (he'd eventually like to have 50) and has gotten inquiries about a franchise from business owners in Atlanta.

Pelon has three spheres; each is 12 feet in diameter, made of clear PVC and weighs about 350 pounds. In each, an inner chamber is surrounded by a 3-foot cushion of air and nearly 1,000 nylon support straps tethered to an outer shell.

Pelon has adapted the ski hill's snowboard half pipe; the slope is about 700 feet, and bordered by berms. There are two entry points: You can either gently roll from the top of the hill (referred to as the "shooter") or you can choose to be pushed off a 20 foot drop before hitting the course — this is referred to as the mixer, because the fall and the resulting bounce cause the sphere to ricochet off the berms. Feeling queasy yet?

There are two kinds of "sphering" — aqua and harness. For the aqua sphere, as many as three riders climb inside along with 5 gallons of water. When you careen down the hill, you and your co-victims ride on a cushion of water — Pelon describes it as the spin cycle of a washing machine.

Harness sphering, however, is an entirely different matter. You and a partner are strapped to the interior of the sphere before being pushed down the hill. After the third or fourth roll, centrifugal force takes over and your body is plastered against the sphere wall; by the time you hit 4 or 5 g's, the 45-second ride is nearly over.

All patrons are required to sign a waiver, and Pelon, who tested the course extensively before opening to the public, says no one has even been injured in a sphere. In fact, no one has even thrown up on his track — yet. "If you do throw up, we'll give you a free T-shirt," he says.

Pelon says he plans to eventually franchise Sphere operations across the country.

"It's for anyone who's a thrill-seeker," Pelon says, adding that the choice between the mellower aqua sphere and the intense harness experience has brought both families with small children and suburban weekend warriors looking for an extreme sport experience.

Zorb plans to open up operations in Tennessee in the fall, but until then, Pelon's little slice of orbital vertigo is the only outfit in North America. He charges \$28.50 per person for one ride, and two rides for \$45; kids as young as 3 years old have ridden the aqua sphere, but you must be at least 56 inches high to experience the harness sphere, and there's a 500-pound limit.

And what is it like?

Despite the fact that I have a weak stomach, fear heights and have a propensity toward injury (and I don't like my ankles going over my head, unless ... er, as I was saying), I do my duty as a reporter. Which takes me at the bottom of Mt. Brighton, where I stare up at a giant plastic ball containing humans hurtling toward me, the occasional blood-curdling scream and panicked obscenity emanating from the rolling beast.

With me is trusty photographer Cybelle Codish, who's accompanied me through reporting trenches filled with fire-breathers, pole dancers and medieval knights wielding Nerf weapons in the forest.

But Cybelle ain't havin' it.

"No," she says flatly, when Pelon asks if she's going to accompany me in the harness sphere. There's no argument in her tone. The girl ain't going.

Ten minutes later Cybelle and I are at the top of the hill and she's cursing my existence. We're both wearing the awkward harness, and facing the daunting task of getting into the damn thing; there are two entrances, but it's a hot day, we're sweaty and the PVC sticks to the skin as we struggle to squirm inside — kind of like birth in reverse. Once we've gracelessly entered, an employee (having perfected the wiggle entry technique) effortlessly slides in to strap and lock us into our final positions, one of us on each side of the ball, facing each other. The transparent plastic sphere is like a mini-greenhouse; it's oppressively muggy and stifling inside.

We're locked, loaded and ready to go. As they gently roll us toward the 20-foot drop, all I can see is the wild, terrified look in Cybelle's eyes.

Then, suddenly I know how a daiquiri in a blender feels. I quickly lose track of sky and ground as we tumble upside down, left, right — and I'm suddenly plastered to the wall as the full 4 g's punch me in the face. We're both laughing and screaming — and the first 20 seconds feels like a lifetime.

The final leg is the worst — as the ball slows down the ride gets rougher. My only injury is a small friction burn on my shoulder where the harness rubbed my bare skin.

Breathless, exhilarated and more than a little discombobulated, Cybelle and I stumble like drunks to the bottled water Pelon offers.

Was it fun? Hell, yes.

Would we do it again? Hell, no.

Sphere USA is located at Mt. Brighton, 4141 Bauer Rd., Genoa Township; 810-229-9581. On the Web at spheremania.us.

Sarah Klein is the culture editor of *Metro Times*. Send comments to sklein@metrotimes.com

[Jump to comments](#)

Tags: Culture, Sports

SPEAKING OF SPORTS



Bleakest and Brightest: Ranking the futures of the four Detroit sports franchises
Jun 2, 2016



Here's what the Lions history lesson to rookies should've sounded like
May 12, 2016



VIDEO: Detroit Tigers outfielder flips off crowd after error
Apr 26, 2016

[MORE](#)





Want to spin downhill in a inflated ball? Zorbing hits West Michigan

Myron Kukla | grnews@mlive.com By Myron Kukla | grnews@mlive.com

on February 01, 2011 at 5:40 AM, updated February 01, 2011 at 8:11 AM

HOLLAND — The latest thrill sensation to hit West Michigan is Zorbing, a sport in which you strap yourself into an inflated plastic ball and roll down a hill over and over ... and over.

"It's so much fun. Going down the hill, all you do is scream and laugh and scream some more," said Zeeland resident Tim Haines, 24, who took his first Zorb ball ride with friends recently at the sledding run at Van Raalte Park in Holland.

The novelty thrill ride was brought to the area this fall by Holland businessman T. J. Neely, who rents out what he calls Luna Balls to customers by the hour, half-day or for parties.

"Some people call it an extreme sport, but it's really very safe. You get strapped into the ball with a body harness and leg straps and cushioned by about two feet of air between the inner and outer ball," Neely said.

After you're strapped in, Neely and staff start you rolling down a hill and stop you at the bottom.

"It's exciting in the snow. It's like riding in a giant snowball, and you don't get wet like sledding," said Neely's wife, Karena.

But it's not a good idea to have a heavy meal before you ride, advises new Zorbing fan Amy Nieuwsma, 28, of Holland.

"It's fast, and it's bumpy and all you see is ground, sky, ground, sky all the way down," said Nieuwsma, who helped organize a Zorb party with 10 friends.

"It helps to focus on the person across from you in the ball. If you look off to the side, you see the world spinning and you can get dizzy real quick," said Sarah Hamm, 26, who with Nieuwsma wants to write a book on the sport called "Eat, Pray, Zorb."

The crazy ride goes by different names, including Globe-riding, Sphereing, Orbing and Lunaball, as Neely calls his business.

Invented in Roturua, New Zealand in 1994 by David Akers and Andrew Akers, the thrill ride craze has spread around the world with parks springing up from Argentina to Ireland. Here in the U.S., there's a professional park in Pigeon Forge, Tenn., near Dollywood.

IF YOU GO

Where: Van Raalte Park, 1076 E. 16th St., Holland

Cost: \$50 per person for a half-day of zorbing with a minimum of four people. Individual rides run \$10 each.

Details: Go online to **lunaballrides.com**, or call 994-7214.

There are two types of zorbing rides, dry and wet. With dry rides, one-to-three people are strapped into the ball for a downhill ride. For wet riding — during non-winter months — water is added to the ball and a lone rider gets splashed and tossed around on the way down the hill.

For a half-day of Zorbing, Neely charges \$50 per person with a minimum of four people required. Individual rides run \$10 each. For details, go online to **lunaballrides.com**, or call 994-7214.

*E-mail the author of this story: **localnews@grpress.com***

© 2016 MLive.com. All rights reserved.

REVENUE AND EXPENDITURE REPORT FOR JACKSON COUNTY
PERIOD ENDING 05/31/2016

*NOTE: Available Balance / Pct Budget Used does not reflect amounts encumbered.

GL NUMBER	DESCRIPTION	2015 YTD BALANCE AMENDED BUD	05/31/2015	2016 YTD BALANCE AMENDED BUD	05/31/2016	AVAILABLE BALANCE	% BDGT USED
Fund 208 - COUNTY PARKS							
Dept 100-ADMINISTRATION							
Revenues							
CHARGES FOR SERVICES							
208-100-494.030	COMMERCIAL OPER.-MANOR HOUSE	16,000.00	5,000.00	16,000.00	5,000.00	11,000.00	31.25
208-100-494.040	COMMERCIAL OPER.-ICE CREAM CO.	27,000.00	0.00	27,000.00	0.00	27,000.00	0.00
CHARGES FOR SERVICES		43,000.00	5,000.00	43,000.00	5,000.00	38,000.00	11.63
OTHER REVENUE							
208-100-695.000	MISCELLANEOUS	6,400.00	3,316.39	6,400.00	0.00	6,400.00	0.00
OTHER REVENUE		6,400.00	3,316.39	6,400.00	0.00	6,400.00	0.00
TOTAL Revenues		49,400.00	8,316.39	49,400.00	5,000.00	44,400.00	10.12
Expenditures							
PERSONNEL SERVICES							
208-100-703.020	COMMITTEE WORK	4,000.00	1,155.00	4,000.00	1,451.38	2,548.62	36.28
208-100-704.000	WAGES-FULL TIME	104,620.00	44,478.99	106,310.00	39,264.61	67,045.39	36.93
208-100-705.500	WAGES-CASUAL	5,814.00	1,165.50	7,000.00	4,340.25	2,659.75	62.00
208-100-706.000	WAGES-OVERTIME	7,660.00	3,119.14	3,000.00	809.64	2,190.36	26.99
208-100-711.000	WAGES-IN LIEU OF INSURANCE	0.00	0.00	0.00	1,000.00	(1,000.00)	100.00
208-100-715.000	FICA	11,040.00	3,628.22	8,860.00	3,440.05	5,419.95	38.83
208-100-716.000	HEALTH INSURANCE	21,525.00	8,968.75	20,900.00	5,250.00	15,650.00	25.12
208-100-717.000	LIFE INSURANCE	400.00	165.16	390.00	169.77	220.23	43.53
208-100-718.000	RETIREMENT	21,030.00	8,123.39	18,630.00	6,928.82	11,701.18	37.19
208-100-718.100	RHS EMPLOYER CONTRIBUTION	1,445.00	595.20	1,390.00	539.63	850.37	38.82
208-100-719.000	WORKER'S COMPENSATION	280.00	1.07	280.00	114.72	165.28	40.97
208-100-721.000	TERMINATION COSTS	5,062.00	0.00	0.00	0.00	0.00	0.00
PERSONNEL SERVICES		182,876.00	71,400.42	170,760.00	63,308.87	107,451.13	37.07
SUPPLIES AND MATERIALS							
208-100-728.000	PRINTING	560.00	98.00	560.00	0.00	560.00	0.00
208-100-729.000	POSTAGE	721.00	169.44	721.00	48.66	672.34	6.75
208-100-730.000	OFFICE SUPPLIES	3,154.00	1,656.71	1,854.00	759.98	1,094.02	40.99
208-100-811.000	DUES AND PUBLICATIONS	1,704.00	1,075.00	154.00	510.00	(356.00)	331.17
SUPPLIES AND MATERIALS		6,139.00	2,999.15	3,289.00	1,318.64	1,970.36	40.09
CONTRACTUAL/PROF SERVICES							
208-100-802.010	AUDIT SERVICES	150.00	0.00	150.00	0.00	150.00	0.00
208-100-816.000	SERVICE CONTRACTS	1,738.00	168.95	1,738.00	359.35	1,378.65	20.68
CONTRACTUAL/PROF SERVICES		1,888.00	168.95	1,888.00	359.35	1,528.65	19.03

REVENUE AND EXPENDITURE REPORT FOR JACKSON COUNTY
PERIOD ENDING 05/31/2016

*NOTE: Available Balance / Pct Budget Used does not reflect amounts encumbered.

GL NUMBER	DESCRIPTION	2015 YTD BALANCE AMENDED BUD	05/31/2015	2016 YTD BALANCE AMENDED BUD	05/31/2016	AVAILABLE BALANCE	% BDGT USED
Fund 208 - COUNTY PARKS							
Expenditures							
OTHER EXPENSES							
208-100-850.000	TELEPHONE USAGE	4,500.00	2,087.88	4,500.00	2,011.10	2,488.90	44.69
208-100-861.000	MILEAGE	1,500.00	0.00	1,500.00	395.88	1,104.12	26.39
208-100-861.100	PROFESSIONAL DEVELOPMENT	300.00	0.00	300.00	0.00	300.00	0.00
208-100-921.000	UTILITIES	3,171.00	856.67	3,171.00	785.71	2,385.29	24.78
208-100-922.000	HEATING COSTS	1,451.00	1,335.37	1,451.00	888.01	562.99	61.20
208-100-931.850	PROPERTY TAXES	1,900.00	538.44	1,900.00	0.00	1,900.00	0.00
208-100-957.000	EMPLOYEE TRAINING	188.00	0.00	188.00	34.50	153.50	18.35
OTHER EXPENSES		13,010.00	4,818.36	13,010.00	4,115.20	8,894.80	31.63
TOTAL Expenditures		203,913.00	79,386.88	188,947.00	69,102.06	119,844.94	36.57
Net - Dept 100-ADMINISTRATION		(154,513.00)	(71,070.49)	(139,547.00)	(64,102.06)	(75,444.94)	
Dept 697-PLEASANT LAKE							
Revenues							
OTHER REVENUE							
208-697-639.010	CAMP GROUNDS-CAMPING FEES	28,000.00	4,282.00	35,000.00	1,942.00	33,058.00	5.55
208-697-639.020	CAMP GROUNDS-PAVILION FEES	2,000.00	660.00	2,000.00	725.00	1,275.00	36.25
208-697-695.000	MISCELLANEOUS	50.00	(82.00)	50.00	0.00	50.00	0.00
208-697-695.052	MISC INCOME-FIREWOOD SALES	0.00	91.00	0.00	0.00	0.00	0.00
OTHER REVENUE		30,050.00	4,951.00	37,050.00	2,667.00	34,383.00	7.20
INTEREST & RENTALS							
208-697-669.000	RENTAL INCOME	525.00	0.00	525.00	0.00	525.00	0.00
INTEREST & RENTALS		525.00	0.00	525.00	0.00	525.00	0.00
TOTAL Revenues		30,575.00	4,951.00	37,575.00	2,667.00	34,908.00	7.10
Expenditures							
PERSONNEL SERVICES							
208-697-705.500	WAGES-CASUAL	11,410.00	0.00	12,000.00	0.00	12,000.00	0.00
208-697-715.000	FICA	920.00	0.00	920.00	0.00	920.00	0.00
208-697-719.000	WORKER'S COMPENSATION	30.00	0.00	30.00	0.00	30.00	0.00
PERSONNEL SERVICES		12,360.00	0.00	12,950.00	0.00	12,950.00	0.00
SUPPLIES AND MATERIALS							
208-697-740.000	OPERATING SUPPLIES/MATERIALS	1,800.00	110.50	1,800.00	0.00	1,800.00	0.00
208-697-775.000	SUPPLIES-REPAIR & MAINTENANCE	2,300.00	1,793.08	500.00	85.01	414.99	17.00

**REVENUE AND EXPENDITURE REPORT FOR JACKSON COUNTY
 PERIOD ENDING 05/31/2016**

*NOTE: Available Balance / Pct Budget Used does not reflect amounts encumbered.

GL NUMBER	DESCRIPTION	2015 YTD BALANCE AMENDED BUD	05/31/2015	2016 YTD BALANCE AMENDED BUD	05/31/2016	AVAILABLE BALANCE	% BDGT USED
Fund 208 - COUNTY PARKS							
Expenditures							
208-697-776.000	CLEANING SUPPLIES	824.00	0.00	824.00	51.60	772.40	6.26
SUPPLIES AND MATERIALS		4,924.00	1,903.58	3,124.00	136.61	2,987.39	4.37
CONTRACTUAL/PROF SERVICES							
208-697-728.020	BANK CHARGES	500.00	0.00	500.00	0.00	500.00	0.00
208-697-802.000	CONTRACTUAL SERVICES	400.00	0.00	0.00	180.13	(180.13)	100.00
208-697-805.010	LICENSE AND PERMITS	809.00	164.00	309.00	0.00	309.00	0.00
CONTRACTUAL/PROF SERVICES		1,709.00	164.00	809.00	180.13	628.87	22.27
OTHER EXPENSES							
208-697-850.000	TELEPHONE USAGE	1,212.00	226.97	412.00	417.35	(5.35)	101.30
208-697-902.000	ADVERTISING	503.00	106.50	103.00	114.00	(11.00)	110.68
208-697-921.000	UTILITIES	5,742.00	670.25	5,742.00	490.88	5,251.12	8.55
208-697-922.000	HEATING COSTS	695.00	215.24	395.00	104.58	290.42	26.48
208-697-964.810	REFUNDS	200.00	0.00	200.00	0.00	200.00	0.00
OTHER EXPENSES		8,352.00	1,218.96	6,852.00	1,126.81	5,725.19	16.44
TOTAL Expenditures		27,345.00	3,286.54	23,735.00	1,443.55	22,291.45	6.08
Net - Dept 697-PLEASANT LAKE		3,230.00	1,664.46	13,840.00	1,223.45	12,616.55	
Dept 699-CASCADE FALLS							
Revenues							
CHARGES FOR SERVICES							
208-699-637.010	CASCADE FALLS-ADMISSIONS	72,500.00	8,174.00	72,500.00	6,283.00	66,217.00	8.67
208-699-637.020	CASCADE FALLS-CONCESSIONS	30,850.00	3,827.57	25,000.00	2,029.39	22,970.61	8.12
208-699-637.030	CASCADE FALLS-MUSEUM DONATIONS	800.00	0.00	800.00	0.00	800.00	0.00
208-699-637.050	CASCADE FALLS-SOUVENIRS	19,775.00	1,787.72	12,500.00	676.20	11,823.80	5.41
208-699-637.060	CASCADE FALLS-WEDDINGS	2,100.00	175.00	2,100.00	1,350.00	750.00	64.29
CHARGES FOR SERVICES		126,025.00	13,964.29	112,900.00	10,338.59	102,561.41	9.16
OTHER REVENUE							
208-699-638.000	SALES TAX REVENUE	1,700.00	110.76	1,000.00	84.66	915.34	8.47
208-699-675.050	SPONSORSHIP/DONATIONS	28,500.00	12,500.00	22,250.00	15,000.00	7,250.00	67.42
208-699-695.000	MISCELLANEOUS	500.00	0.00	500.00	7,500.00	(7,000.00)	1,500.00
OTHER REVENUE		30,700.00	12,610.76	23,750.00	22,584.66	1,165.34	95.09
INTEREST & RENTALS							
208-699-669.000	RENTAL INCOME	0.00	0.00	0.00	6,300.00	(6,300.00)	100.00
INTEREST & RENTALS		0.00	0.00	0.00	6,300.00	(6,300.00)	100.00

REVENUE AND EXPENDITURE REPORT FOR JACKSON COUNTY
PERIOD ENDING 05/31/2016

*NOTE: Available Balance / Pct Budget Used does not reflect amounts encumbered.

GL NUMBER	DESCRIPTION	2015 YTD BALANCE AMENDED BUD	05/31/2015	2016 YTD BALANCE AMENDED BUD	05/31/2016	AVAILABLE BALANCE	% BDGT USED
Fund 208 - COUNTY PARKS							
Revenues							
TOTAL Revenues		156,725.00	26,575.05	136,650.00	39,223.25	97,426.75	28.70
Expenditures							
PERSONNEL SERVICES							
208-699-705.500	WAGES-CASUAL	25,960.00	263.80	20,000.00	0.00	20,000.00	0.00
208-699-715.000	FICA	1,530.00	20.19	1,530.00	0.00	1,530.00	0.00
208-699-719.000	WORKER'S COMPENSATION	50.00	0.00	50.00	0.00	50.00	0.00
PERSONNEL SERVICES		27,540.00	283.99	21,580.00	0.00	21,580.00	0.00
SUPPLIES AND MATERIALS							
208-699-740.000	OPERATING SUPPLIES/MATERIALS	8,400.00	792.46	4,700.00	315.94	4,384.06	6.72
208-699-741.000	FOOD CHARGES	5,414.00	50.00	3,914.00	0.00	3,914.00	0.00
208-699-741.010	BEVERAGE CHARGES	5,500.00	0.00	4,000.00	0.00	4,000.00	0.00
208-699-775.000	SUPPLIES-REPAIR & MAINTENANCE	5,000.00	1,636.34	5,000.00	3,395.89	1,604.11	67.92
208-699-776.000	CLEANING SUPPLIES	2,000.00	0.00	2,000.00	175.00	1,825.00	8.75
SUPPLIES AND MATERIALS		26,314.00	2,478.80	19,614.00	3,886.83	15,727.17	19.82
CONTRACTUAL/PROF SERVICES							
208-699-802.000	CONTRACTUAL SERVICES	1,205.00	165.00	2,705.00	2,513.00	192.00	92.90
208-699-805.000	FILING FEES	250.00	0.00	250.00	0.00	250.00	0.00
208-699-805.010	LICENSE AND PERMITS	200.00	275.00	200.00	275.00	(75.00)	137.50
CONTRACTUAL/PROF SERVICES		1,655.00	440.00	3,155.00	2,788.00	367.00	88.37
OTHER EXPENSES							
208-699-865.000	FREIGHT CHARGES	1,100.00	0.00	300.00	0.00	300.00	0.00
208-699-902.000	ADVERTISING	5,500.00	949.05	4,000.00	132.94	3,867.06	3.32
208-699-921.000	UTILITIES	17,463.00	0.00	13,463.00	1,182.88	12,280.12	8.79
208-699-922.000	HEATING COSTS	360.00	0.00	360.00	0.00	360.00	0.00
208-699-955.000	SALES TAX EXPENSE	0.00	0.00	0.00	225.86	(225.86)	100.00
208-699-957.000	EMPLOYEE TRAINING	0.00	160.00	0.00	0.00	0.00	0.00
208-699-958.010	SPECIAL ATTRACTIONS	29,000.00	900.00	20,000.00	4,150.00	15,850.00	20.75
208-699-959.620	SOUVENIRS	18,500.00	3,230.22	4,000.00	0.00	4,000.00	0.00
OTHER EXPENSES		71,923.00	5,239.27	42,123.00	5,691.68	36,431.32	13.51
TOTAL Expenditures		127,432.00	8,442.06	86,472.00	12,366.51	74,105.49	14.30
Net - Dept 699-CASCADE FALLS		29,293.00	18,132.99	50,178.00	26,856.74	23,321.26	
Dept 701-PARKS GENERAL							

REVENUE AND EXPENDITURE REPORT FOR JACKSON COUNTY
PERIOD ENDING 05/31/2016

*NOTE: Available Balance / Pct Budget Used does not reflect amounts encumbered.

GL NUMBER	DESCRIPTION	2015 YTD BALANCE AMENDED BUD	05/31/2015	2016 YTD BALANCE AMENDED BUD	05/31/2016	AVAILABLE BALANCE	% BDGT USED
Fund 208 - COUNTY PARKS							
Revenues							
OTHER REVENUE							
208-701-685.000	REIMBURSEMENT	2,500.00	1,750.99	2,500.00	2,471.22	28.78	98.85
208-701-695.000	MISCELLANEOUS	12,200.00	12,049.68	7,500.00	3,000.00	4,500.00	40.00
OTHER REVENUE		14,700.00	13,800.67	10,000.00	5,471.22	4,528.78	54.71
INTEREST & RENTALS							
208-701-669.000	RENTAL INCOME	2,000.00	2,095.00	2,000.00	2,101.00	(101.00)	105.05
208-701-695.055	RENT - SPARKS PARK PAVILION	6,250.00	4,925.00	6,250.00	6,805.00	(555.00)	108.88
INTEREST & RENTALS		8,250.00	7,020.00	8,250.00	8,906.00	(656.00)	107.95
TOTAL Revenues		22,950.00	20,820.67	18,250.00	14,377.22	3,872.78	78.78
Expenditures							
PERSONNEL SERVICES							
208-701-704.000	WAGES-FULL TIME	94,910.00	39,937.35	97,020.00	36,733.19	60,286.81	37.86
208-701-705.500	WAGES-CASUAL	13,840.00	2,408.33	15,000.00	2,873.00	12,127.00	19.15
208-701-706.000	WAGES-OVERTIME	6,800.00	1,969.80	1,500.00	452.97	1,047.03	30.20
208-701-711.000	WAGES-IN LIEU OF INSURANCE	3,000.00	1,250.00	3,000.00	1,250.00	1,750.00	41.67
208-701-715.000	FICA	9,060.00	3,328.65	8,590.00	2,968.64	5,621.36	34.56
208-701-716.000	HEALTH INSURANCE	12,300.00	5,125.00	11,940.00	5,250.00	6,690.00	43.97
208-701-717.000	LIFE INSURANCE	450.00	187.50	230.00	187.50	42.50	81.52
208-701-718.000	RETIREMENT	24,520.00	9,799.44	22,630.00	3,897.34	18,732.66	17.22
208-701-718.100	RHS EMPLOYER CONTRIBUTION	1,850.00	770.90	1,850.00	770.90	1,079.10	41.67
208-701-719.000	WORKER'S COMPENSATION	270.00	0.93	280.00	103.29	176.71	36.89
PERSONNEL SERVICES		167,000.00	64,777.90	162,040.00	54,486.83	107,553.17	33.63
SUPPLIES AND MATERIALS							
208-701-740.000	OPERATING SUPPLIES/MATERIALS	2,160.00	942.70	2,160.00	653.51	1,506.49	30.26
208-701-775.000	SUPPLIES-REPAIR & MAINTENANCE	3,675.00	550.95	3,675.00	26.93	3,648.07	0.73
208-701-776.000	CLEANING SUPPLIES	2,000.00	38.36	2,000.00	661.20	1,338.80	33.06
SUPPLIES AND MATERIALS		7,835.00	1,532.01	7,835.00	1,341.64	6,493.36	17.12
CONTRACTUAL/PROF SERVICES							
208-701-728.020	BANK CHARGES	0.00	118.61	0.00	140.55	(140.55)	100.00
208-701-802.000	CONTRACTUAL SERVICES	11,000.00	1,510.00	14,000.00	533.24	13,466.76	3.81
208-701-816.000	SERVICE CONTRACTS	3,460.00	1,568.75	2,060.00	1,165.00	895.00	56.55
208-701-817.000	REFUSE SERVICE	4,512.00	1,158.15	5,512.00	609.78	4,902.22	11.06
CONTRACTUAL/PROF SERVICES		18,972.00	4,355.51	21,572.00	2,448.57	19,123.43	11.35
OTHER EXPENSES							

REVENUE AND EXPENDITURE REPORT FOR JACKSON COUNTY

PERIOD ENDING 05/31/2016

*NOTE: Available Balance / Pct Budget Used does not reflect amounts encumbered.

GL NUMBER	DESCRIPTION	2015 YTD BALANCE AMENDED BUD	05/31/2015	2016 YTD BALANCE AMENDED BUD	05/31/2016	AVAILABLE BALANCE	% BDGT USED
Fund 208 - COUNTY PARKS							
Expenditures							
208-701-861.100	PROFESSIONAL DEVELOPMENT	625.00	0.00	625.00	0.00	625.00	0.00
208-701-865.000	FREIGHT CHARGES	40.00	0.00	40.00	78.65	(38.65)	196.63
208-701-902.000	ADVERTISING	250.00	0.00	250.00	0.00	250.00	0.00
208-701-964.810	REFUNDS	100.00	0.00	100.00	0.00	100.00	0.00
OTHER EXPENSES		1,015.00	0.00	1,015.00	78.65	936.35	7.75
TOTAL Expenditures		194,822.00	70,665.42	192,462.00	58,355.69	134,106.31	30.32
Net - Dept 701-PARKS GENERAL		(171,872.00)	(49,844.75)	(174,212.00)	(43,978.47)	(130,233.53)	
Dept 702-SWAINS LAKE							
Revenues							
OTHER REVENUE							
208-702-639.010	CAMP GROUNDS-CAMPING FEES	36,100.00	6,096.00	44,000.00	4,213.00	39,787.00	9.58
208-702-639.020	CAMP GROUNDS-PAVILION FEES	2,700.00	1,320.00	2,700.00	2,235.00	465.00	82.78
208-702-639.030	CAMP GROUNDS-DUMP STATION	100.00	30.00	100.00	0.00	100.00	0.00
208-702-695.000	MISCELLANEOUS	1,000.00	59.00	1,000.00	0.00	1,000.00	0.00
208-702-695.052	MISC INCOME-FIREWOOD SALES	0.00	38.00	0.00	0.00	0.00	0.00
OTHER REVENUE		39,900.00	7,543.00	47,800.00	6,448.00	41,352.00	13.49
TOTAL Revenues		39,900.00	7,543.00	47,800.00	6,448.00	41,352.00	13.49
Expenditures							
PERSONNEL SERVICES							
208-702-705.500	WAGES-CASUAL	11,480.00	0.00	13,000.00	0.00	13,000.00	0.00
208-702-715.000	FICA	1,000.00	0.00	990.00	0.00	990.00	0.00
208-702-719.000	WORKER'S COMPENSATION	30.00	0.00	35.00	0.00	35.00	0.00
PERSONNEL SERVICES		12,510.00	0.00	14,025.00	0.00	14,025.00	0.00
SUPPLIES AND MATERIALS							
208-702-740.000	OPERATING SUPPLIES/MATERIALS	3,260.00	132.60	2,060.00	63.68	1,996.32	3.09
208-702-775.000	SUPPLIES-REPAIR & MAINTENANCE	657.00	98.47	257.00	208.09	48.91	80.97
208-702-776.000	CLEANING SUPPLIES	772.00	0.00	772.00	37.50	734.50	4.86
SUPPLIES AND MATERIALS		4,689.00	231.07	3,089.00	309.27	2,779.73	10.01
CONTRACTUAL/PROF SERVICES							
208-702-728.020	BANK CHARGES	400.00	0.00	0.00	0.00	0.00	0.00
208-702-802.000	CONTRACTUAL SERVICES	450.00	0.00	0.00	50.00	(50.00)	100.00
208-702-805.010	LICENSE AND PERMITS	482.00	164.00	382.00	0.00	382.00	0.00

REVENUE AND EXPENDITURE REPORT FOR JACKSON COUNTY
PERIOD ENDING 05/31/2016

*NOTE: Available Balance / Pct Budget Used does not reflect amounts encumbered.

GL NUMBER	DESCRIPTION	2015 YTD BALANCE AMENDED BUD	05/31/2015	2016 YTD BALANCE AMENDED BUD	05/31/2016	AVAILABLE BALANCE	% BDGT USED
Fund 208 - COUNTY PARKS							
Expenditures							
CONTRACTUAL/PROF SERVICES		1,332.00	164.00	382.00	50.00	332.00	13.09
OTHER EXPENSES							
208-702-850.000	TELEPHONE USAGE	450.00	89.88	450.00	569.75	(119.75)	126.61
208-702-902.000	ADVERTISING	200.00	106.50	200.00	114.00	86.00	57.00
208-702-921.000	UTILITIES	5,540.00	502.14	8,040.00	850.21	7,189.79	10.57
208-702-922.000	HEATING COSTS	1,521.00	0.00	1,521.00	0.00	1,521.00	0.00
208-702-964.810	REFUNDS	260.00	0.00	260.00	0.00	260.00	0.00
OTHER EXPENSES		7,971.00	698.52	10,471.00	1,533.96	8,937.04	14.65
TOTAL Expenditures		26,502.00	1,093.59	27,967.00	1,893.23	26,073.77	6.77
Net - Dept 702-SWAINS LAKE		13,398.00	6,449.41	19,833.00	4,554.77	15,278.23	
Dept 710-OUT COUNTY PARKS							
Revenues							
OTHER REVENUE							
208-710-675.050	SPONSORSHIP/DONATIONS	0.00	0.00	0.00	15,000.00	(15,000.00)	100.00
OTHER REVENUE		0.00	0.00	0.00	15,000.00	(15,000.00)	100.00
TOTAL Revenues		0.00	0.00	0.00	15,000.00	(15,000.00)	100.00
Expenditures							
PERSONNEL SERVICES							
208-710-705.500	WAGES-CASUAL	34,790.00	6,569.00	30,000.00	4,803.00	25,197.00	16.01
208-710-715.000	FICA	2,300.00	502.53	2,300.00	367.43	1,932.57	15.98
208-710-719.000	WORKER'S COMPENSATION	80.00	0.12	80.00	12.00	68.00	15.00
PERSONNEL SERVICES		37,170.00	7,071.65	32,380.00	5,182.43	27,197.57	16.01
SUPPLIES AND MATERIALS							
208-710-740.000	OPERATING SUPPLIES/MATERIALS	11,860.00	11,245.47	2,060.00	607.80	1,452.20	29.50
208-710-775.000	SUPPLIES-REPAIR & MAINTENANCE	3,458.00	416.86	4,958.00	1,221.77	3,736.23	24.64
208-710-776.000	CLEANING SUPPLIES	2,095.00	18.01	895.00	123.60	771.40	13.81
SUPPLIES AND MATERIALS		17,413.00	11,680.34	7,913.00	1,953.17	5,959.83	24.68
CONTRACTUAL/PROF SERVICES							
208-710-802.000	CONTRACTUAL SERVICES	22,722.00	444.49	22,722.00	2,993.20	19,728.80	13.17
208-710-805.010	LICENSE AND PERMITS	650.00	0.00	650.00	0.00	650.00	0.00
208-710-817.000	REFUSE SERVICE	7,245.00	231.63	7,245.00	333.26	6,911.74	4.60

REVENUE AND EXPENDITURE REPORT FOR JACKSON COUNTY
PERIOD ENDING 05/31/2016

*NOTE: Available Balance / Pct Budget Used does not reflect amounts encumbered.

GL NUMBER	DESCRIPTION	2015 YTD BALANCE AMENDED BUD	05/31/2015	2016 YTD BALANCE AMENDED BUD	05/31/2016	AVAILABLE BALANCE	% BDGT USED
Fund 208 - COUNTY PARKS							
Expenditures							
CONTRACTUAL/PROF SERVICES		30,617.00	676.12	30,617.00	3,326.46	27,290.54	10.86
OTHER EXPENSES							
208-710-865.000	FREIGHT CHARGES	1,400.00	1,340.46	100.00	18.57	81.43	18.57
208-710-920.900	WATER /SEWAGE EXPENSE	1,323.00	118.95	1,323.00	248.00	1,075.00	18.75
208-710-921.000	UTILITIES	2,288.00	603.37	2,288.00	579.45	1,708.55	25.33
208-710-922.000	HEATING COSTS	0.00	48.97	0.00	0.00	0.00	0.00
OTHER EXPENSES		5,011.00	2,111.75	3,711.00	846.02	2,864.98	22.80
TOTAL Expenditures		90,211.00	21,539.86	74,621.00	11,308.08	63,312.92	15.15
Net - Dept 710-OUT COUNTY PARKS		(90,211.00)	(21,539.86)	(74,621.00)	3,691.92	(78,312.92)	
Dept 717-PARKS EQUIPMENT							
Expenditures							
PERSONNEL SERVICES							
208-717-704.000	WAGES-FULL TIME	31,580.00	16,450.45	41,500.00	8,004.78	33,495.22	19.29
208-717-705.500	WAGES-CASUAL	0.00	0.00	6,000.00	1,029.60	4,970.40	17.16
208-717-706.000	WAGES-OVERTIME	2,450.00	365.80	0.00	0.00	0.00	0.00
208-717-715.000	FICA	2,750.00	1,147.28	2,860.00	540.98	2,319.02	18.92
208-717-716.000	HEALTH INSURANCE	11,940.00	5,125.00	11,940.00	3,150.00	8,790.00	26.38
208-717-717.000	LIFE INSURANCE	230.00	93.75	230.00	56.25	173.75	24.46
208-717-718.000	RETIREMENT	1,800.00	749.85	1,940.00	353.58	1,586.42	18.23
208-717-718.100	RHS EMPLOYER CONTRIBUTION	0.00	0.00	1,850.00	0.00	1,850.00	0.00
208-717-719.000	WORKER'S COMPENSATION	100.00	0.34	110.00	20.00	90.00	18.18
PERSONNEL SERVICES		50,850.00	23,932.47	66,430.00	13,155.19	53,274.81	19.80
SUPPLIES AND MATERIALS							
208-717-740.000	OPERATING SUPPLIES/MATERIALS	6,125.00	466.79	12,125.00	913.27	11,211.73	7.53
208-717-745.000	EMPLOYEE UNIFORMS	1,100.00	0.00	1,600.00	0.00	1,600.00	0.00
208-717-775.000	SUPPLIES-REPAIR & MAINTENANCE	8,920.00	3,561.55	9,920.00	5,945.37	3,974.63	59.93
208-717-776.000	CLEANING SUPPLIES	0.00	0.00	600.00	0.00	600.00	0.00
SUPPLIES AND MATERIALS		16,145.00	4,028.34	24,245.00	6,858.64	17,386.36	28.29
OTHER EXPENSES							
208-717-863.000	VEHICLE REPAIR & MAINTENANCE	9,000.00	1,128.21	19,000.00	147.03	18,852.97	0.77
208-717-864.000	GASOLINE USAGE	32,190.00	3,050.27	46,190.00	3,849.30	42,340.70	8.33
208-717-865.000	FREIGHT CHARGES	654.00	25.20	1,654.00	32.40	1,621.60	1.96
208-717-920.900	WATER /SEWAGE EXPENSE	210.00	34.17	210.00	98.67	111.33	46.99
208-717-921.000	UTILITIES	4,800.00	1,905.99	5,300.00	1,543.61	3,756.39	29.12

REVENUE AND EXPENDITURE REPORT FOR JACKSON COUNTY
PERIOD ENDING 05/31/2016

*NOTE: Available Balance / Pct Budget Used does not reflect amounts encumbered.

GL NUMBER	DESCRIPTION	2015 YTD BALANCE AMENDED BUD	05/31/2015	2016 YTD BALANCE AMENDED BUD	05/31/2016	AVAILABLE BALANCE	% BDGT USED
Fund 208 - COUNTY PARKS							
Expenditures							
208-717-922.000	HEATING COSTS	3,200.00	1,698.63	4,200.00	1,150.85	3,049.15	27.40
OTHER EXPENSES		50,054.00	7,842.47	76,554.00	6,821.86	69,732.14	8.91
TOTAL Expenditures		117,049.00	35,803.28	167,229.00	26,835.69	140,393.31	16.05
Net - Dept 717-PARKS EQUIPMENT		(117,049.00)	(35,803.28)	(167,229.00)	(26,835.69)	(140,393.31)	
Dept 728-SPARKS PARK							
Expenditures							
PERSONNEL SERVICES							
208-728-704.000	WAGES-FULL TIME	44,990.00	18,927.62	45,280.00	17,410.70	27,869.30	38.45
208-728-705.500	WAGES-CASUAL	18,810.00	3,913.35	23,000.00	5,980.13	17,019.87	26.00
208-728-706.000	WAGES-OVERTIME	3,910.00	1,871.65	5,000.00	914.43	4,085.57	18.29
208-728-715.000	FICA	5,220.00	1,751.35	5,290.00	1,711.29	3,578.71	32.35
208-728-716.000	HEALTH INSURANCE	11,940.00	5,125.00	11,940.00	5,250.00	6,690.00	43.97
208-728-717.000	LIFE INSURANCE	230.00	93.75	230.00	93.75	136.25	40.76
208-728-718.000	RETIREMENT	16,500.00	6,814.28	16,720.00	6,047.29	10,672.71	36.17
208-728-719.000	WORKER'S COMPENSATION	170.00	0.45	180.00	60.74	119.26	33.74
PERSONNEL SERVICES		101,770.00	38,497.45	107,640.00	37,468.33	70,171.67	34.81
SUPPLIES AND MATERIALS							
208-728-740.000	OPERATING SUPPLIES/MATERIALS	1,030.00	273.39	1,030.00	516.00	514.00	50.10
208-728-775.000	SUPPLIES-REPAIR & MAINTENANCE	1,300.00	96.97	2,800.00	719.01	2,080.99	25.68
208-728-778.000	FERTILIZERS AND CHEMICALS	200.00	0.00	200.00	0.00	200.00	0.00
SUPPLIES AND MATERIALS		2,530.00	370.36	4,030.00	1,235.01	2,794.99	30.65
CONTRACTUAL/PROF SERVICES							
208-728-802.000	CONTRACTUAL SERVICES	3,500.00	330.00	0.00	1,600.00	(1,600.00)	100.00
208-728-805.010	LICENSE AND PERMITS	200.00	200.00	200.00	200.00	0.00	100.00
CONTRACTUAL/PROF SERVICES		3,700.00	530.00	200.00	1,800.00	(1,600.00)	900.00
OTHER EXPENSES							
208-728-865.000	FREIGHT CHARGES	50.00	0.00	50.00	0.00	50.00	0.00
208-728-920.900	WATER /SEWAGE EXPENSE	2,285.00	0.00	1,985.00	0.00	1,985.00	0.00
208-728-921.000	UTILITIES	9,550.00	4,149.21	15,050.00	4,851.80	10,198.20	32.24
208-728-922.000	HEATING COSTS	831.00	161.49	831.00	264.64	566.36	31.85
OTHER EXPENSES		12,716.00	4,310.70	17,916.00	5,116.44	12,799.56	28.56

REVENUE AND EXPENDITURE REPORT FOR JACKSON COUNTY
PERIOD ENDING 05/31/2016

*NOTE: Available Balance / Pct Budget Used does not reflect amounts encumbered.

GL NUMBER	DESCRIPTION	2015 YTD BALANCE AMENDED BUD	05/31/2015	2016 YTD BALANCE AMENDED BUD	05/31/2016	AVAILABLE BALANCE	% BDGT USED
Fund 208 - COUNTY PARKS							
Expenditures							
TOTAL Expenditures		120,716.00	43,708.51	129,786.00	45,619.78	84,166.22	35.15
Net - Dept 728-SPARKS PARK		(120,716.00)	(43,708.51)	(129,786.00)	(45,619.78)	(84,166.22)	
Dept 764-PARKS POLICE							
Expenditures							
PERSONNEL SERVICES							
208-764-705.500	WAGES-CASUAL	11,508.00	735.00	9,500.00	675.00	8,825.00	7.11
208-764-715.000	FICA	730.00	56.23	730.00	51.64	678.36	7.07
208-764-719.000	WORKER'S COMPENSATION	20.00	0.01	25.00	1.69	23.31	6.76
PERSONNEL SERVICES		12,258.00	791.24	10,255.00	728.33	9,526.67	7.10
SUPPLIES AND MATERIALS							
208-764-740.000	OPERATING SUPPLIES/MATERIALS	350.00	0.00	350.00	0.00	350.00	0.00
SUPPLIES AND MATERIALS		350.00	0.00	350.00	0.00	350.00	0.00
TOTAL Expenditures		12,608.00	791.24	10,605.00	728.33	9,876.67	6.87
Net - Dept 764-PARKS POLICE		(12,608.00)	(791.24)	(10,605.00)	(728.33)	(9,876.67)	
Dept 981-OPERATING TRANSFER IN							
Revenues							
TRANSFERS IN							
208-981-695.101	TRANSFER IN-GENERAL FUND	455,566.00	227,783.00	455,566.00	227,783.00	227,783.00	50.00
208-981-695.102	TRANSFER IN-OUT COUNTY PARKS	79,512.00	39,756.00	79,512.00	39,756.00	39,756.00	50.00
208-981-695.218	TRANSFER IN-GOLF FUND	51,800.00	64,073.00	119,247.00	25,900.00	93,347.00	21.72
208-981-695.616	TRANSFER IN-DELQ TAX REVOLVING	0.00	0.00	0.00	(26,200.00)	26,200.00	100.00
208-981-699.000	PLANNED USE OF FUND BALANCE	76,346.00	0.00	0.00	0.00	0.00	0.00
TRANSFERS IN		663,224.00	331,612.00	654,325.00	267,239.00	387,086.00	40.84
TOTAL Revenues		663,224.00	331,612.00	654,325.00	267,239.00	387,086.00	40.84
Net - Dept 981-OPERATING TRANSFER IN		663,224.00	331,612.00	654,325.00	267,239.00	387,086.00	
Dept 982-OPERATING TRANSFER OUT							
Expenditures							
TRANSFERS OUT							
208-982-965.616	TRANSFER OUT-DELQ TAX FUND	42,176.00	21,088.00	42,176.00	21,088.00	21,088.00	50.00

REVENUE AND EXPENDITURE REPORT FOR JACKSON COUNTY
 PERIOD ENDING 05/31/2016

*NOTE: Available Balance / Pct Budget Used does not reflect amounts encumbered.

GL NUMBER	DESCRIPTION	2015 YTD BALANCE AMENDED BUD	05/31/2015	2016 YTD BALANCE AMENDED BUD	05/31/2016	AVAILABLE BALANCE	% BDGT USED
Fund 208 - COUNTY PARKS							
Expenditures							
	TRANSFERS OUT	42,176.00	21,088.00	42,176.00	21,088.00	21,088.00	50.00
	TOTAL Expenditures	42,176.00	21,088.00	42,176.00	21,088.00	21,088.00	50.00
	Net - Dept 982-OPERATING TRANSFER OUT	(42,176.00)	(21,088.00)	(42,176.00)	(21,088.00)	(21,088.00)	
	TOTAL REVENUES	962,774.00	399,818.11	944,000.00	349,954.47	594,045.53	37.07
	TOTAL EXPENDITURES	962,774.00	285,805.38	944,000.00	248,740.92	695,259.08	26.35
	NET OF REVENUES & EXPENDITURES	0.00	114,012.73	0.00	101,213.55	(101,213.55)	100.00

REVENUE AND EXPENDITURE REPORT FOR JACKSON COUNTY
PERIOD ENDING 05/31/2016

*NOTE: Available Balance / Pct Budget Used does not reflect amounts encumbered.

GL NUMBER	DESCRIPTION	2015 YTD BALANCE AMENDED BUD	05/31/2015	2016 YTD BALANCE AMENDED BUD	05/31/2016	AVAILABLE BALANCE	% BDGT USED
Fund 218 - GOLF COURSES							
Dept 700-CASCADE GOLF COURSE							
Revenues							
OTHER REVENUE							
218-700-638.000	SALES TAX REVENUE	4,200.00	995.36	2,000.00	1,291.52	708.48	64.58
218-700-638.011	GOLF COURSE-HANDICAP FEES	400.00	341.00	400.00	0.00	400.00	0.00
218-700-638.020	GOLF COURSE-GIFT CERTIFICATES	0.00	1,159.35	0.00	706.44	(706.44)	100.00
218-700-638.030	GOLF COURSE-GOLF ACCESSORIES	18,000.00	4,835.76	18,000.00	6,536.52	11,463.48	36.31
218-700-638.040	GOLF COURSE-GOLF BALLS	10,000.00	2,385.68	8,000.00	3,635.16	4,364.84	45.44
218-700-638.060	GOLF COURSE-GREEN FEES	294,850.00	78,760.00	320,000.00	84,913.50	235,086.50	26.54
218-700-638.070	GOLF COURSE-ELECTRIC CART RENT	148,153.00	30,294.00	148,153.00	36,383.09	111,769.91	24.56
218-700-638.080	GOLF COURSE-PULL CART RENT	4,000.00	0.00	4,000.00	0.00	4,000.00	0.00
218-700-638.101	GOLF COURSE-CONCESSIONS	42,500.00	7,692.03	42,500.00	10,871.84	31,628.16	25.58
218-700-675.050	SPONSORSHIP/DONATIONS	1,552.00	1,600.00	1,552.00	120.00	1,432.00	7.73
218-700-685.000	REIMBURSEMENT	100.00	33.90	100.00	0.00	100.00	0.00
218-700-694.900	ALCOHOL SALES	32,283.00	6,724.30	31,420.00	9,152.68	22,267.32	29.13
218-700-695.000	MISCELLANEOUS	4,000.00	2,159.95	1,500.00	12.00	1,488.00	0.80
OTHER REVENUE		560,038.00	136,981.33	577,625.00	153,622.75	424,002.25	26.60
TOTAL Revenues		560,038.00	136,981.33	577,625.00	153,622.75	424,002.25	26.60
Expenditures							
PERSONNEL SERVICES							
218-700-704.000	WAGES-FULL TIME	89,240.00	29,711.89	110,860.00	40,881.94	69,978.06	36.88
218-700-704.040	WAGES-LONGEVITY/INCENTIVE	1,940.00	0.00	1,940.00	0.00	1,940.00	0.00
218-700-705.500	WAGES-CASUAL	70,410.00	14,052.35	75,000.00	13,729.90	61,270.10	18.31
218-700-706.000	WAGES-OVERTIME	4,470.00	1,025.84	1,000.00	0.00	1,000.00	0.00
218-700-711.000	WAGES-IN LIEU OF INSURANCE	750.00	625.00	0.00	0.00	0.00	0.00
218-700-715.000	FICA	12,260.00	3,285.96	14,010.00	3,905.30	10,104.70	27.88
218-700-716.000	HEALTH INSURANCE	17,420.00	5,125.00	23,880.00	10,500.00	13,380.00	43.97
218-700-717.000	LIFE INSURANCE	450.00	131.25	450.00	187.50	262.50	41.67
218-700-718.000	RETIREMENT	20,040.00	7,561.74	37,840.00	7,356.11	30,483.89	19.44
218-700-718.100	RHS EMPLOYER CONTRIBUTION	1,310.00	308.36	0.00	770.90	(770.90)	100.00
218-700-719.000	WORKER'S COMPENSATION	460.00	0.89	470.00	136.56	333.44	29.06
PERSONNEL SERVICES		218,750.00	61,828.28	265,450.00	77,468.21	187,981.79	29.18
SUPPLIES AND MATERIALS							
218-700-728.000	PRINTING	75.00	0.00	75.00	0.00	75.00	0.00
218-700-731.010	SUPPLIES - SPECIAL EVENT/PROJ	1,500.00	0.00	1,500.00	333.50	1,166.50	22.23
218-700-740.000	OPERATING SUPPLIES/MATERIALS	9,244.00	1,110.08	3,244.00	2,234.32	1,009.68	68.88
218-700-741.000	FOOD CHARGES	9,000.00	2,095.92	9,000.00	1,906.34	7,093.66	21.18
218-700-741.010	BEVERAGE CHARGES	13,000.00	3,349.73	13,000.00	2,361.86	10,638.14	18.17
218-700-742.208	SUPPLIES - PRO SHOP	2,090.00	534.93	2,090.00	107.48	1,982.52	5.14

REVENUE AND EXPENDITURE REPORT FOR JACKSON COUNTY
PERIOD ENDING 05/31/2016

*NOTE: Available Balance / Pct Budget Used does not reflect amounts encumbered.

GL NUMBER	DESCRIPTION	2015 YTD BALANCE AMENDED BUD	05/31/2015	2016 YTD BALANCE AMENDED BUD	05/31/2016	AVAILABLE BALANCE	% BDGT USED
Fund 218 - GOLF COURSES							
Expenditures							
218-700-749.000	SUPPLIES - GOLF BALLS	11,000.00	2,846.09	9,000.00	4,533.11	4,466.89	50.37
218-700-775.000	SUPPLIES-REPAIR & MAINTENANCE	6,550.00	5,139.17	11,550.00	1,517.05	10,032.95	13.13
218-700-776.000	CLEANING SUPPLIES	1,250.00	446.87	0.00	518.73	(518.73)	100.00
218-700-778.000	FERTILIZERS AND CHEMICALS	28,620.00	18,845.68	48,620.00	16,800.16	31,819.84	34.55
218-700-811.000	DUES AND PUBLICATIONS	788.00	135.00	788.00	0.00	788.00	0.00
SUPPLIES AND MATERIALS		83,117.00	34,503.47	98,867.00	30,312.55	68,554.45	30.66
CONTRACTUAL/PROF SERVICES							
218-700-728.020	BANK CHARGES	5,000.00	621.53	5,000.00	776.48	4,223.52	15.53
218-700-802.000	CONTRACTUAL SERVICES	2,000.00	363.45	0.00	100.00	(100.00)	100.00
218-700-805.000	FILING FEES	150.00	0.00	150.00	0.00	150.00	0.00
218-700-805.010	LICENSE AND PERMITS	2,400.00	475.00	1,000.00	475.00	525.00	47.50
218-700-816.000	SERVICE CONTRACTS	1,250.00	661.23	0.00	139.48	(139.48)	100.00
CONTRACTUAL/PROF SERVICES		10,800.00	2,121.21	6,150.00	1,490.96	4,659.04	24.24
OTHER EXPENSES							
218-700-794.900	ALCOHOL SALES EXPENSE	13,050.00	4,817.69	10,000.00	5,287.98	4,712.02	52.88
218-700-811.100	LICENSES	0.00	1,352.50	0.00	1,352.00	(1,352.00)	100.00
218-700-861.100	PROFESSIONAL DEVELOPMENT	750.00	314.00	750.00	360.00	390.00	48.00
218-700-865.000	FREIGHT CHARGES	3,113.00	431.07	1,313.00	825.89	487.11	62.90
218-700-902.000	ADVERTISING	2,120.00	419.50	220.00	342.00	(122.00)	155.45
218-700-920.900	WATER /SEWAGE EXPENSE	683.00	167.22	683.00	272.61	410.39	39.91
218-700-921.000	UTILITIES	11,000.00	693.17	12,000.00	1,565.97	10,434.03	13.05
218-700-922.000	HEATING COSTS	630.00	0.00	630.00	111.91	518.09	17.76
218-700-942.000	RENT - EQUIPMENT	55,700.00	8,282.36	50,000.00	18,670.30	31,329.70	37.34
218-700-955.000	SALES TAX EXPENSE	0.00	0.00	1,700.00	723.16	976.84	42.54
218-700-957.000	EMPLOYEE TRAINING	264.00	65.00	600.00	0.00	600.00	0.00
218-700-959.626	HANDICAP FEES	100.00	0.00	100.00	0.00	100.00	0.00
218-700-959.628	GOLF ACCESSORIES	15,000.00	6,731.73	15,000.00	11,093.17	3,906.83	73.95
OTHER EXPENSES		102,410.00	23,274.24	92,996.00	40,604.99	52,391.01	43.66
CAPITAL OUTLAY							
218-700-978.000	CAPITAL OUTLAY	2,600.00	2,484.97	0.00	0.00	0.00	0.00
CAPITAL OUTLAY		2,600.00	2,484.97	0.00	0.00	0.00	0.00
TOTAL Expenditures		417,677.00	124,212.17	463,463.00	149,876.71	313,586.29	32.34
Net - Dept 700-CASCADE GOLF COURSE		142,361.00	12,769.16	114,162.00	3,746.04	110,415.96	

Dept 703-CASCADES SHORT COURSE

REVENUE AND EXPENDITURE REPORT FOR JACKSON COUNTY
PERIOD ENDING 05/31/2016

*NOTE: Available Balance / Pct Budget Used does not reflect amounts encumbered.

GL NUMBER	DESCRIPTION	2015 YTD BALANCE AMENDED BUD	05/31/2015	2016 YTD BALANCE AMENDED BUD	05/31/2016	AVAILABLE BALANCE	% BDGT USED
Fund 218 - GOLF COURSES							
Revenues							
OTHER REVENUE							
218-703-638.000	SALES TAX REVENUE	100.00	22.45	100.00	12.46	87.54	12.46
218-703-638.020	GOLF COURSE-GIFT CERTIFICATES	250.00	87.00	250.00	0.00	250.00	0.00
218-703-638.030	GOLF COURSE-GOLF ACCESSORIES	1,000.00	330.96	1,000.00	179.32	820.68	17.93
218-703-638.040	GOLF COURSE-GOLF BALLS	800.00	37.74	800.00	24.34	775.66	3.04
218-703-638.042	GOLF COURSE-FOOT GOLF FEES	0.00	0.00	0.00	702.00	(702.00)	100.00
218-703-638.050	GOLF COURSE-GOLF CLUB RENTALS	250.00	56.50	250.00	13.00	237.00	5.20
218-703-638.060	GOLF COURSE-GREEN FEES	25,000.00	5,990.00	45,000.00	6,007.00	38,993.00	13.35
218-703-638.072	GOLF COURSE-SOCCER BALL RENTAL	0.00	0.00	0.00	92.00	(92.00)	100.00
218-703-638.080	GOLF COURSE-PULL CART RENT	4,261.00	382.00	4,261.00	297.00	3,964.00	6.97
218-703-638.090	GOLF COURSE-RANGE BALLS	39,000.00	9,238.00	39,000.00	12,293.00	26,707.00	31.52
218-703-638.101	GOLF COURSE-CONCESSIONS	7,500.00	846.73	7,500.00	936.51	6,563.49	12.49
OTHER REVENUE		78,161.00	16,991.38	98,161.00	20,556.63	77,604.37	20.94
TOTAL Revenues		78,161.00	16,991.38	98,161.00	20,556.63	77,604.37	20.94
Expenditures							
PERSONNEL SERVICES							
218-703-705.500	WAGES-CASUAL	94,810.00	21,002.26	75,000.00	19,980.24	55,019.76	26.64
218-703-706.000	WAGES-OVERTIME	4,560.00	3,152.25	0.00	627.75	(627.75)	100.00
218-703-715.000	FICA	7,600.00	1,847.82	5,740.00	1,576.51	4,163.49	27.47
218-703-719.000	WORKER'S COMPENSATION	200.00	0.45	190.00	51.52	138.48	27.12
PERSONNEL SERVICES		107,170.00	26,002.78	80,930.00	22,236.02	58,693.98	27.48
SUPPLIES AND MATERIALS							
218-703-740.000	OPERATING SUPPLIES/MATERIALS	700.00	117.42	700.00	1,000.00	(300.00)	142.86
218-703-741.000	FOOD CHARGES	650.00	78.30	650.00	195.08	454.92	30.01
218-703-741.010	BEVERAGE CHARGES	3,500.00	440.88	3,221.00	574.80	2,646.20	17.85
218-703-742.209	SUPPLIES - RANGE BALLS	3,500.00	0.00	3,500.00	0.00	3,500.00	0.00
218-703-749.000	SUPPLIES - GOLF BALLS	500.00	48.00	500.00	0.00	500.00	0.00
218-703-775.000	SUPPLIES-REPAIR & MAINTENANCE	750.00	0.00	750.00	550.00	200.00	73.33
218-703-776.000	CLEANING SUPPLIES	100.00	20.81	100.00	62.31	37.69	62.31
SUPPLIES AND MATERIALS		9,700.00	705.41	9,421.00	2,382.19	7,038.81	25.29
CONTRACTUAL/PROF SERVICES							
218-703-728.020	BANK CHARGES	0.00	82.37	0.00	101.13	(101.13)	100.00
CONTRACTUAL/PROF SERVICES		0.00	82.37	0.00	101.13	(101.13)	100.00
OTHER EXPENSES							
218-703-865.000	FREIGHT CHARGES	110.00	19.28	110.00	150.00	(40.00)	136.36
218-703-902.000	ADVERTISING	120.00	319.50	120.00	342.00	(222.00)	285.00

REVENUE AND EXPENDITURE REPORT FOR JACKSON COUNTY
 PERIOD ENDING 05/31/2016

*NOTE: Available Balance / Pct Budget Used does not reflect amounts encumbered.

GL NUMBER	DESCRIPTION	2015 YTD BALANCE AMENDED BUD	05/31/2015	2016 YTD BALANCE AMENDED BUD	05/31/2016	AVAILABLE BALANCE	% BDGT USED
Fund 218 - GOLF COURSES							
Expenditures							
218-703-920.900	WATER /SEWAGE EXPENSE	315.00	104.22	315.00	208.44	106.56	66.17
218-703-921.000	UTILITIES	2,830.00	491.19	2,000.00	294.49	1,705.51	14.72
218-703-955.000	SALES TAX EXPENSE	180.00	0.00	180.00	6.34	173.66	3.52
218-703-959.628	GOLF ACCESSORIES	0.00	195.00	0.00	0.00	0.00	0.00
OTHER EXPENSES		3,555.00	1,129.19	2,725.00	1,001.27	1,723.73	36.74
TOTAL Expenditures		120,425.00	27,919.75	93,076.00	25,720.61	67,355.39	27.63
Net - Dept 703-CASCADES SHORT COURSE		(42,264.00)	(10,928.37)	5,085.00	(5,163.98)	10,248.98	
Dept 981-OPERATING TRANSFER IN							
Revenues							
TRANSFERS IN							
218-981-695.616	TRANSFER IN-DELQ TAX REVOLVING	0.00	0.00	0.00	(39,000.00)	39,000.00	100.00
TRANSFERS IN		0.00	0.00	0.00	(39,000.00)	39,000.00	100.00
TOTAL Revenues		0.00	0.00	0.00	(39,000.00)	39,000.00	100.00
Net - Dept 981-OPERATING TRANSFER IN		0.00	0.00	0.00	(39,000.00)	39,000.00	
Dept 982-OPERATING TRANSFER OUT							
Expenditures							
TRANSFERS OUT							
218-982-965.000	TRANSFER TO FUND BALANCE	48,297.00	0.00	0.00	0.00	0.00	0.00
218-982-965.208	TRANSFER OUT - PARKS	51,800.00	64,073.00	119,247.00	25,900.00	93,347.00	21.72
TRANSFERS OUT		100,097.00	64,073.00	119,247.00	25,900.00	93,347.00	21.72
TOTAL Expenditures		100,097.00	64,073.00	119,247.00	25,900.00	93,347.00	21.72
Net - Dept 982-OPERATING TRANSFER OUT		(100,097.00)	(64,073.00)	(119,247.00)	(25,900.00)	(93,347.00)	
TOTAL REVENUES		638,199.00	153,972.71	675,786.00	135,179.38	540,606.62	20.00
TOTAL EXPENDITURES		638,199.00	216,204.92	675,786.00	201,497.32	474,288.68	29.82
NET OF REVENUES & EXPENDITURES		0.00	(62,232.21)	0.00	(66,317.94)	66,317.94	100.00

REVENUE AND EXPENDITURE REPORT FOR JACKSON COUNTY
 PERIOD ENDING 05/31/2016

*NOTE: Available Balance / Pct Budget Used does not reflect amounts encumbered.

GL NUMBER	DESCRIPTION	2015 YTD BALANCE AMENDED BUD	05/31/2015	2016 YTD BALANCE AMENDED BUD	05/31/2016	AVAILABLE BALANCE	% BDGT USED
Fund 245 - PUBLIC IMPROVEMENT & BUILDING							
Dept 430-ANIMAL SHELTER							
Expenditures							
OTHER EXPENSES							
245-430-931.005	TUCK POINTING	10,000.00	0.00	10,000.00	0.00	10,000.00	0.00
245-430-931.039	ROOF REPAIRS/REPLACEMENT	0.00	0.00	20,000.00	0.00	20,000.00	0.00
245-430-931.041	AIR CONDITIONING	10,000.00	0.00	10,000.00	0.00	10,000.00	0.00
245-430-931.899	DRIVEWAY IMPROMENTS	10,000.00	0.00	10,000.00	0.00	10,000.00	0.00
245-430-931.906	PARKING LOT PROJECT	15,000.00	0.00	20,000.00	0.00	20,000.00	0.00
245-430-931.910	GENERATOR	20,000.00	0.00	20,000.00	0.00	20,000.00	0.00
OTHER EXPENSES		65,000.00	0.00	90,000.00	0.00	90,000.00	0.00
CAPITAL OUTLAY							
245-430-978.430	ANIMAL SHELTER	9,353.00	0.00	5,736.00	0.00	5,736.00	0.00
245-430-978.431	ANIMAL SHELTER BACK BLDG	39,415.00	5,398.75	58,359.00	0.00	58,359.00	0.00
245-430-978.432	LAUNDRY EUIPMENT	9,901.00	0.00	0.00	0.00	0.00	0.00
CAPITAL OUTLAY		58,669.00	5,398.75	64,095.00	0.00	64,095.00	0.00
TOTAL Expenditures		123,669.00	5,398.75	154,095.00	0.00	154,095.00	0.00
Net - Dept 430-ANIMAL SHELTER		(123,669.00)	(5,398.75)	(154,095.00)	0.00	(154,095.00)	
Dept 561-FAIR PROJECTS							
Expenditures							
OTHER EXPENSES							
245-561-931.044	GRANSTAND CONCRETE/STRUCT REPAI	50,000.00	1,900.00	73,100.00	0.00	73,100.00	0.00
245-561-931.070	RENOVATION EXPENSE	61,667.00	0.00	14,292.00	0.00	14,292.00	0.00
245-561-931.909	ELECTRICAL WORK	20,000.00	0.00	70,000.00	0.00	70,000.00	0.00
245-561-969.075	MASTER PLAN	0.00	0.00	107,895.00	2,625.00	105,270.00	2.43
OTHER EXPENSES		131,667.00	1,900.00	265,287.00	2,625.00	262,662.00	0.99
TOTAL Expenditures		131,667.00	1,900.00	265,287.00	2,625.00	262,662.00	0.99
Net - Dept 561-FAIR PROJECTS		(131,667.00)	(1,900.00)	(265,287.00)	(2,625.00)	(262,662.00)	
Dept 751-CASCADES PRESERVATION							
Expenditures							
CONTRACTUAL/PROF SERVICES							
245-751-801.000	PROFESSIONAL SERVICES	0.00	0.00	50,000.00	70.56	49,929.44	0.14

REVENUE AND EXPENDITURE REPORT FOR JACKSON COUNTY
PERIOD ENDING 05/31/2016

*NOTE: Available Balance / Pct Budget Used does not reflect amounts encumbered.

GL NUMBER	DESCRIPTION	2015 YTD BALANCE AMENDED BUD	05/31/2015	2016 YTD BALANCE AMENDED BUD	05/31/2016	AVAILABLE BALANCE	% BDGT USED
Fund 245 - PUBLIC IMPROVEMENT & BUILDING							
Expenditures							
CONTRACTUAL/PROF SERVICES		0.00	0.00	50,000.00	70.56	49,929.44	0.14
TOTAL Expenditures		0.00	0.00	50,000.00	70.56	49,929.44	0.14
Net - Dept 751-CASCADES PRESERVATION		0.00	0.00	(50,000.00)	(70.56)	(49,929.44)	
Dept 752-PARKS PUBLIC IMPROVEMENT							
Revenues							
CHARGES FOR SERVICES							
245-752-696.050	DONATION-MISC	0.00	0.00	30,000.00	0.00	30,000.00	0.00
CHARGES FOR SERVICES		0.00	0.00	30,000.00	0.00	30,000.00	0.00
OTHER REVENUE							
245-752-675.011	MINARD PARK DONATION	0.00	500.00	0.00	600.00	(600.00)	100.00
OTHER REVENUE		0.00	500.00	0.00	600.00	(600.00)	100.00
TOTAL Revenues		0.00	500.00	30,000.00	600.00	29,400.00	2.00
Expenditures							
OTHER EXPENSES							
245-752-931.056	GOLF CART BARNS	0.00	0.00	16,000.00	0.00	16,000.00	0.00
245-752-931.065	BOAT RAMPS	0.00	0.00	15,000.00	0.00	15,000.00	0.00
245-752-931.066	EQUIPMENT STORAGE	0.00	0.00	15,000.00	0.00	15,000.00	0.00
245-752-931.068	CAMPGROUND ROADWAYS	0.00	0.00	40,000.00	0.00	40,000.00	0.00
245-752-931.071	MINARD PARK EXPENSE	2,550.00	0.00	3,050.00	0.00	3,050.00	0.00
245-752-931.075	HORTON PARK PROJECT	4,346.00	400.00	477.00	0.00	477.00	0.00
245-752-931.082	FWT REST ROOM	0.00	0.00	50,000.00	0.00	50,000.00	0.00
245-752-931.083	VINEYARD LAKE EXPENSES	63,043.00	0.00	60,011.00	0.00	60,011.00	0.00
245-752-931.089	CASCADES FALLS-PROJECT	0.00	21.19	0.00	0.00	0.00	0.00
245-752-931.093	SWAINS LAKE RESTROOM	12,742.00	60,736.98	0.00	0.00	0.00	0.00
245-752-931.094	SWAINS LAKE SHORELINE	25,000.00	0.00	0.00	0.00	0.00	0.00
245-752-931.095	CLARKLAKE SHORELINE	10,180.00	0.00	9,364.00	1,400.00	7,964.00	14.95
245-752-931.097	PLEASANT LAKE RESTROOM	50,000.00	0.00	100,000.00	0.00	100,000.00	0.00
245-752-931.098	SPILL & WASH CONTROL	20,000.00	0.00	34,369.00	0.00	34,369.00	0.00
245-752-931.099	SAND/SALT STORAGE	10,000.00	0.00	4,200.00	0.00	4,200.00	0.00
245-752-931.301	CARPET	0.00	0.00	11,500.00	0.00	11,500.00	0.00
245-752-931.906	PARKING LOT PROJECT	58,996.00	0.00	48,454.00	10,315.00	38,139.00	21.29
OTHER EXPENSES		256,857.00	61,158.17	407,425.00	11,715.00	395,710.00	2.88

REVENUE AND EXPENDITURE REPORT FOR JACKSON COUNTY
PERIOD ENDING 05/31/2016

*NOTE: Available Balance / Pct Budget Used does not reflect amounts encumbered.

GL NUMBER	DESCRIPTION	2015 YTD BALANCE AMENDED BUD	05/31/2015	2016 YTD BALANCE AMENDED BUD	05/31/2016	AVAILABLE BALANCE	% BDGT USED
Fund 245 - PUBLIC IMPROVEMENT & BUILDING							
Expenditures							
TOTAL Expenditures		<u>256,857.00</u>	<u>61,158.17</u>	<u>407,425.00</u>	<u>11,715.00</u>	<u>395,710.00</u>	<u>2.88</u>
Net - Dept 752-PARKS PUBLIC IMPROVEMENT		<u>(256,857.00)</u>	<u>(60,658.17)</u>	<u>(377,425.00)</u>	<u>(11,115.00)</u>	<u>(366,310.00)</u>	
Dept 981-OPERATING TRANSFER IN							
Revenues							
TRANSFERS IN							
245-981-695.470	TRANSFER IN-JUSCTICE CENTER	47,000.00	0.00	92,000.00	0.00	92,000.00	0.00
245-981-695.616	TRANSFER IN-DELQ TAX REVOLVING	432,000.00	182,000.00	1,140,500.00	570,250.00	570,250.00	50.00
245-981-695.701	TRANSFER IN-TRUST FUND	298,000.00	0.00	199,895.00	0.00	199,895.00	0.00
245-981-699.000	PLANNED USE OF FUND BALANCE	<u>1,716,823.00</u>	<u>0.00</u>	<u>1,519,288.50</u>	<u>0.00</u>	<u>1,519,288.50</u>	<u>0.00</u>
TRANSFERS IN		<u>2,493,823.00</u>	<u>182,000.00</u>	<u>2,951,683.50</u>	<u>570,250.00</u>	<u>2,381,433.50</u>	<u>19.32</u>
TOTAL Revenues		<u>2,493,823.00</u>	<u>182,000.00</u>	<u>2,951,683.50</u>	<u>570,250.00</u>	<u>2,381,433.50</u>	<u>19.32</u>
Net - Dept 981-OPERATING TRANSFER IN		<u>2,493,823.00</u>	<u>182,000.00</u>	<u>2,951,683.50</u>	<u>570,250.00</u>	<u>2,381,433.50</u>	
TOTAL REVENUES		<u>6,316,862.00</u>	<u>187,671.75</u>	<u>4,439,683.50</u>	<u>570,936.65</u>	<u>3,868,746.85</u>	<u>12.86</u>
TOTAL EXPENDITURES		<u>6,316,862.00</u>	<u>912,155.41</u>	<u>4,439,683.50</u>	<u>954,067.09</u>	<u>3,485,616.41</u>	<u>21.49</u>
NET OF REVENUES & EXPENDITURES		<u>0.00</u>	<u>(724,483.66)</u>	<u>0.00</u>	<u>(383,130.44)</u>	<u>383,130.44</u>	<u>100.00</u>

REVENUE AND EXPENDITURE REPORT FOR JACKSON COUNTY
PERIOD ENDING 05/31/2016

*NOTE: Available Balance / Pct Budget Used does not reflect amounts encumbered.

GL NUMBER	DESCRIPTION	2015 YTD BALANCE AMENDED BUD	05/31/2015	2016 YTD BALANCE AMENDED BUD	05/31/2016	AVAILABLE BALANCE	% BDGT USED
Fund 247 - FALLING WATERS TRAIL FUND							
Dept 540-FWT CONSTRUCTION							
Revenues							
TRANSFERS IN							
247-540-699.000	PLANNED USE OF FUND BALANCE	88,688.00	0.00	85,000.00	0.00	85,000.00	0.00
TRANSFERS IN		88,688.00	0.00	85,000.00	0.00	85,000.00	0.00
TOTAL Revenues		88,688.00	0.00	85,000.00	0.00	85,000.00	0.00
Expenditures							
OTHER EXPENSES							
247-540-931.085	FWT CONSTRUCTION	12,764.00	0.00	12,764.00	0.00	12,764.00	0.00
OTHER EXPENSES		12,764.00	0.00	12,764.00	0.00	12,764.00	0.00
TOTAL Expenditures		12,764.00	0.00	12,764.00	0.00	12,764.00	0.00
Net - Dept 540-FWT CONSTRUCTION		75,924.00	0.00	72,236.00	0.00	72,236.00	
Dept 550-FWT MAINTENANCE							
Revenues							
OTHER REVENUE							
247-550-675.017	FWT DONATION REVENUE	0.00	1,200.00	0.00	0.00	0.00	0.00
OTHER REVENUE		0.00	1,200.00	0.00	0.00	0.00	0.00
TRANSFERS IN							
247-550-699.000	PLANNED USE OF FUND BALANCE	0.00	0.00	203,659.00	0.00	203,659.00	0.00
TRANSFERS IN		0.00	0.00	203,659.00	0.00	203,659.00	0.00
TOTAL Revenues		0.00	1,200.00	203,659.00	0.00	203,659.00	0.00
Expenditures							
CONTRACTUAL/PROF SERVICES							
247-550-802.000	CONTRACTUAL SERVICES	75,519.00	825.00	146,595.00	3,863.00	142,732.00	2.64
CONTRACTUAL/PROF SERVICES		75,519.00	825.00	146,595.00	3,863.00	142,732.00	2.64
TOTAL Expenditures		75,519.00	825.00	146,595.00	3,863.00	142,732.00	2.64
Net - Dept 550-FWT MAINTENANCE		(75,519.00)	375.00	57,064.00	(3,863.00)	60,927.00	

REVENUE AND EXPENDITURE REPORT FOR JACKSON COUNTY
 PERIOD ENDING 05/31/2016

*NOTE: Available Balance / Pct Budget Used does not reflect amounts encumbered.

GL NUMBER	DESCRIPTION	2015 YTD BALANCE AMENDED BUD	05/31/2015	2016 YTD BALANCE AMENDED BUD	05/31/2016	AVAILABLE BALANCE	% BDGT USED
Fund 247 - FALLING WATERS TRAIL FUND							
Dept 600-COMMUNICABLE DISEASE PREVENTIN							
Expenditures							
OTHER EXPENSES							
247-600-931.990	PROPERTY PURCHASE	0.00	135.00	0.00	0.00	0.00	0.00
OTHER EXPENSES		0.00	135.00	0.00	0.00	0.00	0.00
TOTAL Expenditures		0.00	135.00	0.00	0.00	0.00	0.00
Net - Dept 600-COMMUNICABLE DISEASE PREVENTIN		0.00	(135.00)	0.00	0.00	0.00	
Dept 753-INTER-CITY FLANNERY							
Expenditures							
OTHER EXPENSES							
247-753-931.085	FWT CONSTRUCTION	405.00	235.00	129,300.00	18,042.00	111,258.00	13.95
OTHER EXPENSES		405.00	235.00	129,300.00	18,042.00	111,258.00	13.95
TOTAL Expenditures		405.00	235.00	129,300.00	18,042.00	111,258.00	13.95
Net - Dept 753-INTER-CITY FLANNERY		(405.00)	(235.00)	(129,300.00)	(18,042.00)	(111,258.00)	
TOTAL REVENUES		88,688.00	1,200.00	288,659.00	0.00	288,659.00	0.00
TOTAL EXPENDITURES		88,688.00	1,195.00	288,659.00	21,905.00	266,754.00	7.59
NET OF REVENUES & EXPENDITURES		0.00	5.00	0.00	(21,905.00)	21,905.00	100.00

REVENUE AND EXPENDITURE REPORT FOR JACKSON COUNTY
PERIOD ENDING 05/31/2016

*NOTE: Available Balance / Pct Budget Used does not reflect amounts encumbered.

GL NUMBER	DESCRIPTION	2015 YTD BALANCE AMENDED BUD	05/31/2015	2016 YTD BALANCE AMENDED BUD	05/31/2016	AVAILABLE BALANCE	% BDGT USED
Fund 248 - CASCADES PRESERVATON							
Dept 100-ADMINISTRATION							
Revenues							
CHARGES FOR SERVICES							
248-100-696.050	DONATION-MISC	185,423.00	27,500.00	0.00	0.00	0.00	0.00
CHARGES FOR SERVICES		185,423.00	27,500.00	0.00	0.00	0.00	0.00
TRANSFERS IN							
248-100-695.101	TRANSFER IN-GENERAL FUND	95,000.00	0.00	0.00	0.00	0.00	0.00
248-100-699.000	PLANNED USE OF FUND BALANCE	80,073.00	0.00	55,902.00	0.00	55,902.00	0.00
TRANSFERS IN		175,073.00	0.00	55,902.00	0.00	55,902.00	0.00
TOTAL Revenues		360,496.00	27,500.00	55,902.00	0.00	55,902.00	0.00
Expenditures							
CAPITAL OUTLAY							
248-100-978.000	CAPITAL OUTLAY	140,496.00	0.00	55,902.00	0.00	55,902.00	0.00
248-100-978.751	CASCADES PHASE I	220,000.00	131,059.77	0.00	0.00	0.00	0.00
248-100-978.761	CASCADES PHASE II	0.00	0.00	0.00	1,549.68	(1,549.68)	100.00
CAPITAL OUTLAY		360,496.00	131,059.77	55,902.00	1,549.68	54,352.32	2.77
TOTAL Expenditures		360,496.00	131,059.77	55,902.00	1,549.68	54,352.32	2.77
Net - Dept 100-ADMINISTRATION		0.00	(103,559.77)	0.00	(1,549.68)	1,549.68	
TOTAL REVENUES		360,496.00	27,500.00	55,902.00	0.00	55,902.00	0.00
TOTAL EXPENDITURES		360,496.00	131,059.77	55,902.00	1,549.68	54,352.32	2.77
NET OF REVENUES & EXPENDITURES		0.00	(103,559.77)	0.00	(1,549.68)	1,549.68	100.00

REVENUE AND EXPENDITURE REPORT FOR JACKSON COUNTY
PERIOD ENDING 05/31/2016

*NOTE: Available Balance / Pct Budget Used does not reflect amounts encumbered.

GL NUMBER	DESCRIPTION	2015 YTD BALANCE AMENDED BUD	05/31/2015	2016 YTD BALANCE AMENDED BUD	05/31/2016	AVAILABLE BALANCE	% BDGT USED
Fund 402 - EQUIPMENT AND/OR REPLACEMENT							
Dept 902-AUTOMOBILES/VEHICLES							
Expenditures							
CAPITAL OUTLAY							
402-902-979.141	F.O.C.	20,000.00	0.00	20,000.00	19,739.00	261.00	98.70
402-902-979.208	PARKS	105,000.00	658.08	175,507.00	38,483.32	137,023.68	21.93
402-902-979.221	HEALTH DEPARTMENT-VEHICLES	8,000.00	0.00	17,000.00	1,019.44	15,980.56	6.00
402-902-979.225	EQUALIZATION	21,000.00	0.00	0.00	0.00	0.00	0.00
402-902-979.229	PROSECUTING ATTORNEY	19,000.00	0.00	0.00	0.00	0.00	0.00
402-902-979.274	FACILITIES EQUIP/VEHICLES	37,000.00	0.00	47,221.00	1,010.22	46,210.78	2.14
402-902-979.279	DISTRICT CT.-INTENSIVE PROB.	24,000.00	0.00	20,000.00	0.00	20,000.00	0.00
402-902-979.292	YOUTH CENTER	24,000.00	0.00	10,000.00	0.00	10,000.00	0.00
402-902-979.295	AIRPORT	15,500.00	0.00	0.00	0.00	0.00	0.00
402-902-979.301	SHERIFF	197,500.00	121,973.53	223,500.00	183,245.48	40,254.52	81.99
402-902-979.331	MARINE PATROL	0.00	0.00	0.00	(22,802.00)	22,802.00	100.00
402-902-979.351	JAIL	30,000.00	0.00	0.00	0.00	0.00	0.00
402-902-979.673	HOME DELIVERED MEALS	51,392.00	13,069.30	53,451.00	0.00	53,451.00	0.00
CAPITAL OUTLAY		552,392.00	135,700.91	566,679.00	220,695.46	345,983.54	38.95
TOTAL Expenditures		552,392.00	135,700.91	566,679.00	220,695.46	345,983.54	38.95
Net - Dept 902-AUTOMOBILES/VEHICLES		(552,392.00)	(135,700.91)	(566,679.00)	(220,695.46)	(345,983.54)	
Dept 978-EQUIPMENT							
Revenues							
OTHER REVENUE							
402-978-644.000	SALE OF USED/SCRAP EQUIPMENT	8,000.00	4,112.99	8,000.00	6,016.08	1,983.92	75.20
OTHER REVENUE		8,000.00	4,112.99	8,000.00	6,016.08	1,983.92	75.20
INTEREST & RENTALS							
402-978-669.015	RENT-PARKS CELL TOWER	0.00	6,339.17	2,000.00	5,796.40	(3,796.40)	289.82
INTEREST & RENTALS		0.00	6,339.17	2,000.00	5,796.40	(3,796.40)	289.82
TRANSFERS IN							
402-978-695.701	TRANSFER IN-TRUST FUND	0.00	0.00	226,000.00	0.00	226,000.00	0.00
TRANSFERS IN		0.00	0.00	226,000.00	0.00	226,000.00	0.00
INTERGOVERNMENTAL							
402-978-555.600	GRANT-DRUNK DRIVING ASSISTANCE	50,270.00	0.00	48,961.00	0.00	48,961.00	0.00
402-978-560.020	GRANT-OTHER	0.00	0.00	67,800.00	0.00	67,800.00	0.00
INTERGOVERNMENTAL		50,270.00	0.00	116,761.00	0.00	116,761.00	0.00

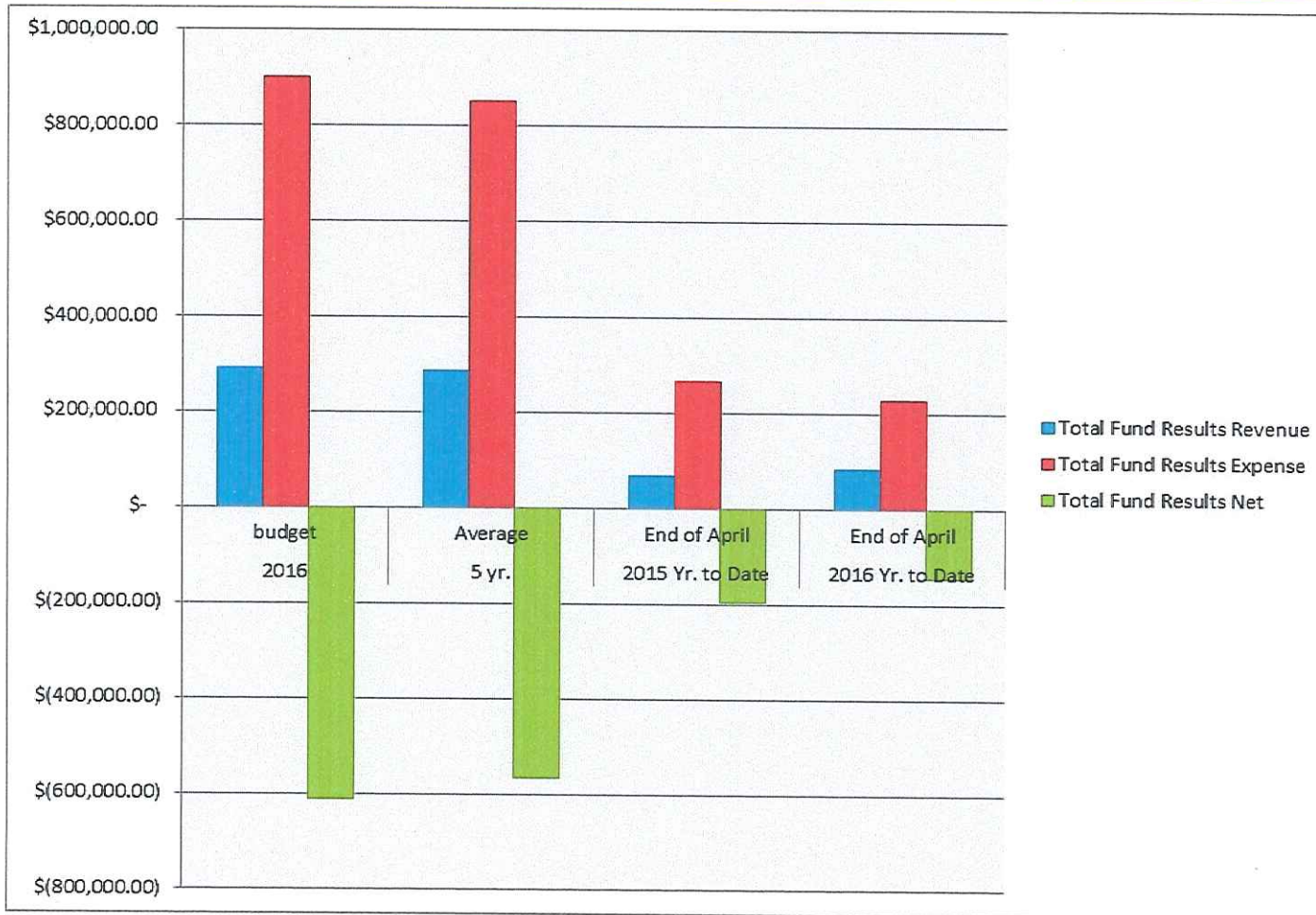
REVENUE AND EXPENDITURE REPORT FOR JACKSON COUNTY
PERIOD ENDING 05/31/2016

*NOTE: Available Balance / Pct Budget Used does not reflect amounts encumbered.

GL NUMBER	DESCRIPTION	2015 YTD BALANCE AMENDED BUD	05/31/2015	2016 YTD BALANCE AMENDED BUD	05/31/2016	AVAILABLE BALANCE	% BDGT USED
Fund 402 - EQUIPMENT AND/OR REPLACEMENT							
Revenues							
TOTAL Revenues		58,270.00	10,452.16	352,761.00	11,812.48	340,948.52	3.35
Expenditures							
CONTRACTUAL/PROF SERVICES							
402-978-816.020	COMPUTER SOFTWARE	50,000.00	0.00	89,247.00	0.00	89,247.00	0.00
CONTRACTUAL/PROF SERVICES		50,000.00	0.00	89,247.00	0.00	89,247.00	0.00
OTHER EXPENSES							
402-978-958.220	IMAGING	75,000.00	0.00	125,000.00	0.00	125,000.00	0.00
402-978-958.221	MS OFFICE	48,735.00	0.00	48,735.00	0.00	48,735.00	0.00
402-978-958.223	UPS & HARDWARE REPAIR	17,234.00	2,324.47	17,614.00	2,246.53	15,367.47	12.75
402-978-958.224	ROUTER SWITCH & REPLACEMENT	56,117.00	617.22	95,505.00	1,618.61	93,886.39	1.69
402-978-958.225	PRINTER REPLACEMENT	12,000.00	79.14	16,921.00	0.00	16,921.00	0.00
402-978-958.226	COMPUTER REPLACEMENT	177,625.00	12,670.80	227,733.00	15,745.22	211,987.78	6.91
402-978-958.227	WIRELESS ACCESS POINTS	10,092.00	0.00	15,092.00	0.00	15,092.00	0.00
402-978-958.228	STORAGE AREA NETWORK (SAN)	0.00	0.00	40,000.00	0.00	40,000.00	0.00
402-978-958.229	EXIGIRD BACKUP	13,325.00	0.00	53,325.00	0.00	53,325.00	0.00
402-978-958.230	VIDEO SURVEILLANCE	0.00	0.00	12,000.00	0.00	12,000.00	0.00
OTHER EXPENSES		410,128.00	15,691.63	651,925.00	19,610.36	632,314.64	3.01
CAPITAL OUTLAY							
402-978-958.330	VMWARE VIRTUAL DESKTOPS	100,000.00	0.00	100,000.00	0.00	100,000.00	0.00
402-978-978.001	LAND PURCHASE	0.00	0.00	226,000.00	0.00	226,000.00	0.00
402-978-978.051	COURT TECHNOLOGY-CIRT CT	7,603.00	0.00	7,603.00	0.00	7,603.00	0.00
402-978-978.131	CIRCUIT COURT	85,230.00	3,828.03	83,586.00	12,207.72	71,378.28	14.60
402-978-978.136	DISTRICT COURT	1,243.00	1,410.77	0.00	0.00	0.00	0.00
402-978-978.143	FRIEND OF THE COURT	5,000.00	0.00	5,000.00	0.00	5,000.00	0.00
402-978-978.208	PARKS	0.00	148.38	1,000.00	3,328.37	(2,328.37)	332.84
402-978-978.210	Parks-Cascades	0.00	0.00	0.00	752.89	(752.89)	100.00
402-978-978.221	HEALTH DEPARTMENT	0.00	0.00	20,000.00	0.00	20,000.00	0.00
402-978-978.225	EQUALIZATION	0.00	0.00	4,100.00	0.00	4,100.00	0.00
402-978-978.229	PROSECUTORS OFFICE	18,000.00	0.00	18,000.00	0.00	18,000.00	0.00
402-978-978.301	JAIL	85,000.00	0.00	85,000.00	0.00	85,000.00	0.00
402-978-978.351	SHERIFF-COUNTY JAIL	42,000.00	0.00	55,000.00	0.00	55,000.00	0.00
402-978-978.561	FAIR UPGRADES/EQUIPMENT	9,709.00	0.00	9,709.00	0.00	9,709.00	0.00
402-978-978.902	GIS EQUIPMENT	42,000.00	0.00	109,578.00	128,151.00	(18,573.00)	116.95
402-978-978.911	SERVER UPGRADE	10,000.00	0.00	17,102.00	0.00	17,102.00	0.00
402-978-978.915	DRUNK DRIVING ASSISTANCE	226,302.00	11,450.30	310,309.00	5,038.00	305,271.00	1.62
402-978-978.916	FINANCIAL SOFTWARE	150,000.00	75,900.00	150,000.00	2,335.00	147,665.00	1.56
CAPITAL OUTLAY		782,087.00	92,737.48	1,201,987.00	151,812.98	1,050,174.02	12.63

Jackson County Parks Budget Summary 30-May-16

		<u>2016</u> <i>budget</i>	<u>5 yr.</u> <i>Average</i>	<u>2015 Yr. to Date</u> <i>End of April</i>	<u>2016 Yr. to Date</u> <i>End of April</i>
Total Fund Results	Revenue	\$ 289,675.00	\$ 286,684.20	\$ 68,206.00	\$ 82,715.00
	Expense	\$ 901,824.00	\$ 851,779.40	\$ 264,718.00	\$ 227,654.00
	Net	\$ (612,149.00)	\$ (565,095.20)	\$ (196,512.00)	\$ (144,939.00)

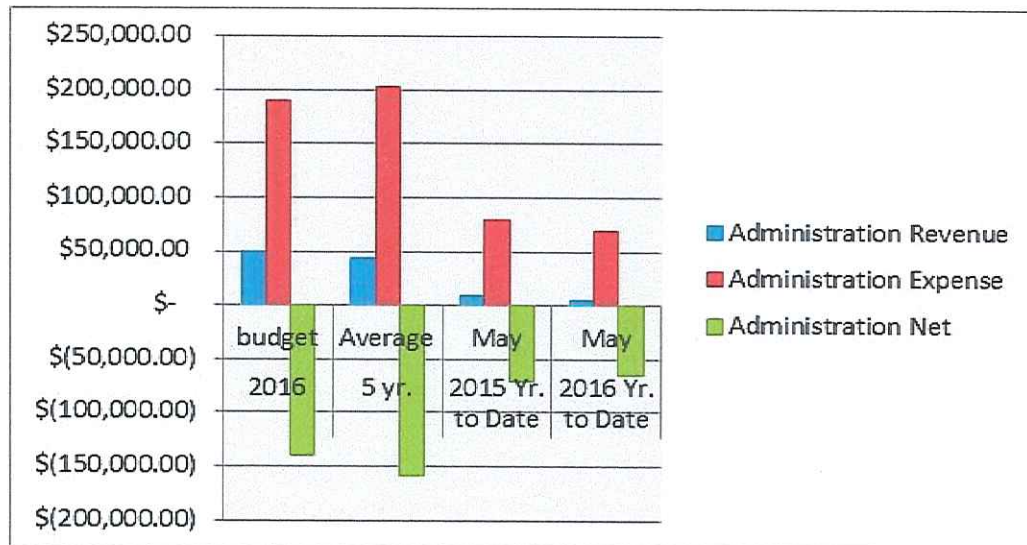


Jackson County Parks

Budget Summary

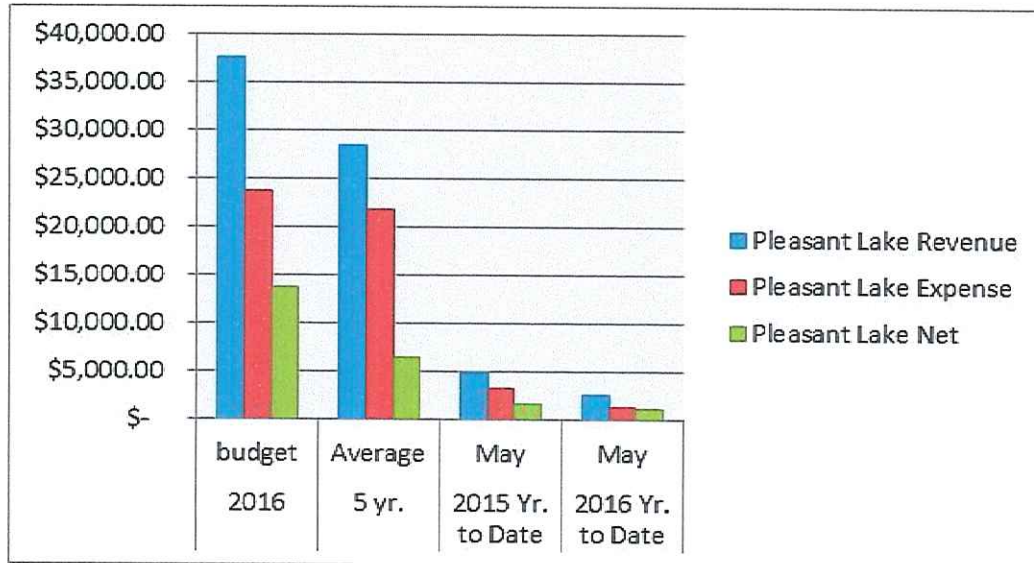
30-May-16

		<u>2016</u>	<u>5 yr.</u>	<u>2015 Yr. to Date</u>	<u>2016 Yr. to Date</u>
		<i>budget</i>	<i>Average</i>	<i>May</i>	<i>May</i>
Administration	Revenue	\$ 49,400.00	\$ 43,798.40	\$ 8,316.00	\$ 5,000.00
	Expense	\$ 188,947.00	\$ 201,990.20	\$ 79,387.00	\$ 69,102.00
	Net	\$ (139,547.00)	\$ (158,191.80)	\$ (71,071.00)	\$ (64,102.00)



Jackson County Parks Budget Summary 30-May-16

		<u>2016</u>	<u>5 yr.</u>	<u>2015 Yr. to Date</u>	<u>2016 Yr. to Date</u>
		<i>budget</i>	<i>Average</i>	<i>May</i>	<i>May</i>
Pleasant Lake	Revenue	\$ 37,575.00	\$ 28,385.20	\$ 4,951.00	\$ 2,667.00
	Expense	\$ 23,735.00	\$ 21,805.80	\$ 3,287.00	\$ 1,444.00
	Net	\$ 13,840.00	\$ 6,579.40	\$ 1,664.00	\$ 1,223.00

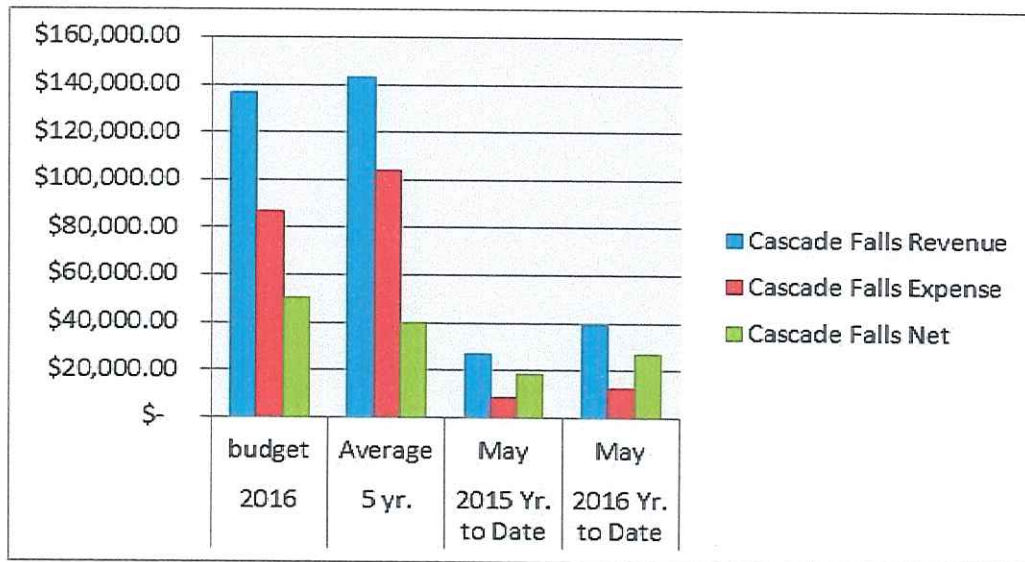


Jackson County Parks

Budget Summary

30-May-16

		<u>2016</u>	<u>5 yr.</u>	<u>2015 Yr. to Date</u>	<u>2016 Yr. to Date</u>
		<i>budget</i>	<i>Average</i>	<i>May</i>	<i>May</i>
Cascade Falls	Revenue	\$ 136,650.00	\$ 143,141.80	\$ 26,575.00	\$ 39,223.00
	Expense	\$ 86,472.00	\$ 103,679.40	\$ 8,442.00	\$ 12,367.00
	Net	\$ 50,178.00	\$ 39,462.40	\$ 18,133.00	\$ 26,856.00

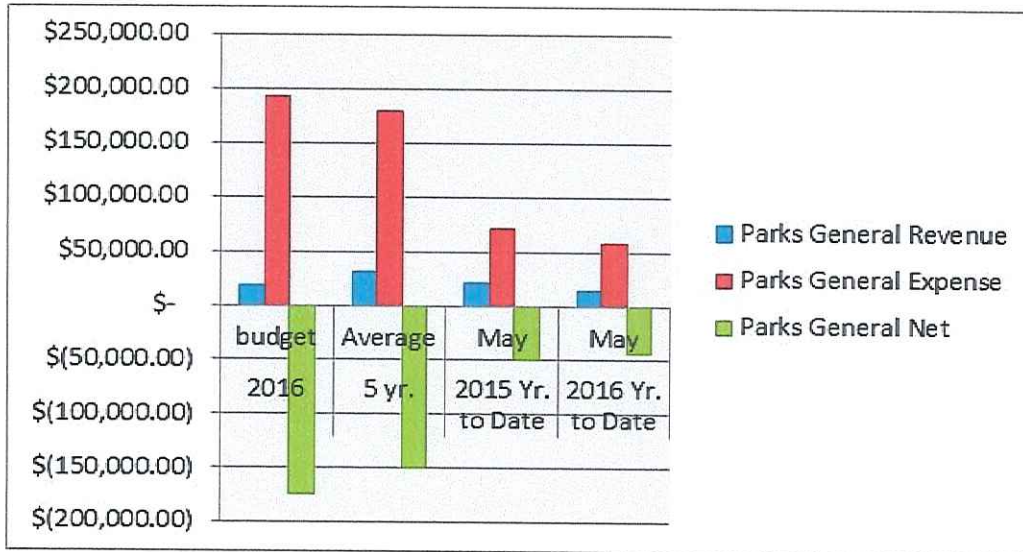


Jackson County Parks

Budget Summary

30-May-16

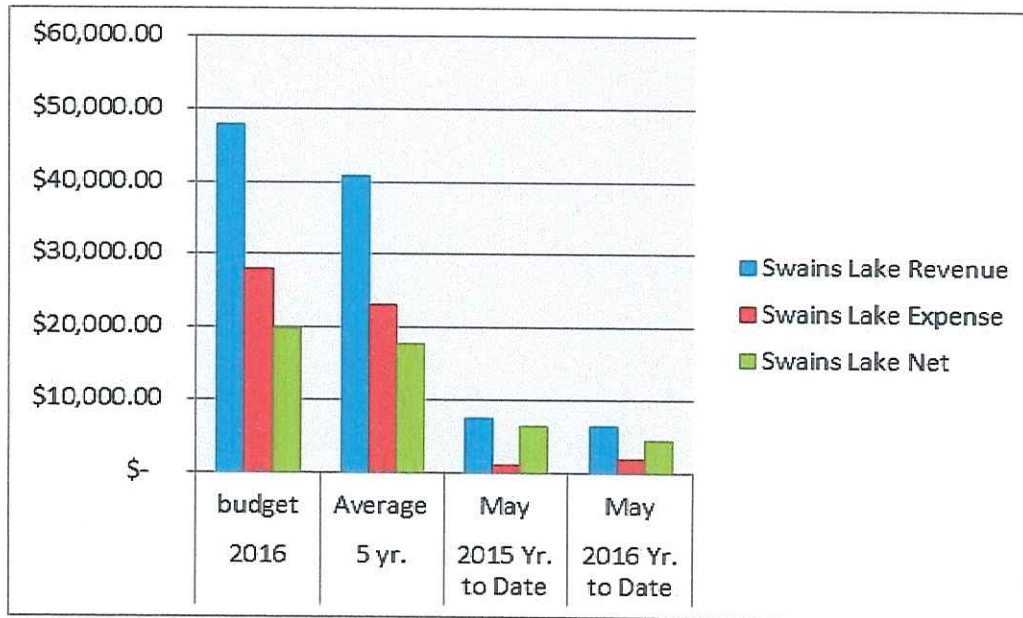
		<u>2016</u>	<u>5 yr.</u>	<u>2015 Yr. to Date</u>	<u>2016 Yr. to Date</u>
		<i>budget</i>	<i>Average</i>	<i>May</i>	<i>May</i>
Parks General	Revenue	\$ 18,250.00	\$ 30,518.80	\$ 20,821.00	\$ 14,377.00
	Expense	\$ 192,462.00	\$ 179,596.00	\$ 70,665.00	\$ 58,356.00
	Net	\$ (174,212.00)	\$ (149,077.20)	\$ (49,844.00)	\$ (43,979.00)



Budget Summary

30-May-16

		<u>2016</u>	<u>5 yr.</u>	<u>2015 Yr. to Date</u>	<u>2016 Yr. to Date</u>
		<i>budget</i>	<i>Average</i>	<i>May</i>	<i>May</i>
Swains Lake	Revenue	\$ 47,800.00	\$ 40,840.00	\$ 7,543.00	\$ 6,448.00
	Expense	\$ 27,967.00	\$ 23,122.60	\$ 1,094.00	\$ 1,893.00
	Net	\$ 19,833.00	\$ 17,717.40	\$ 6,449.00	\$ 4,555.00

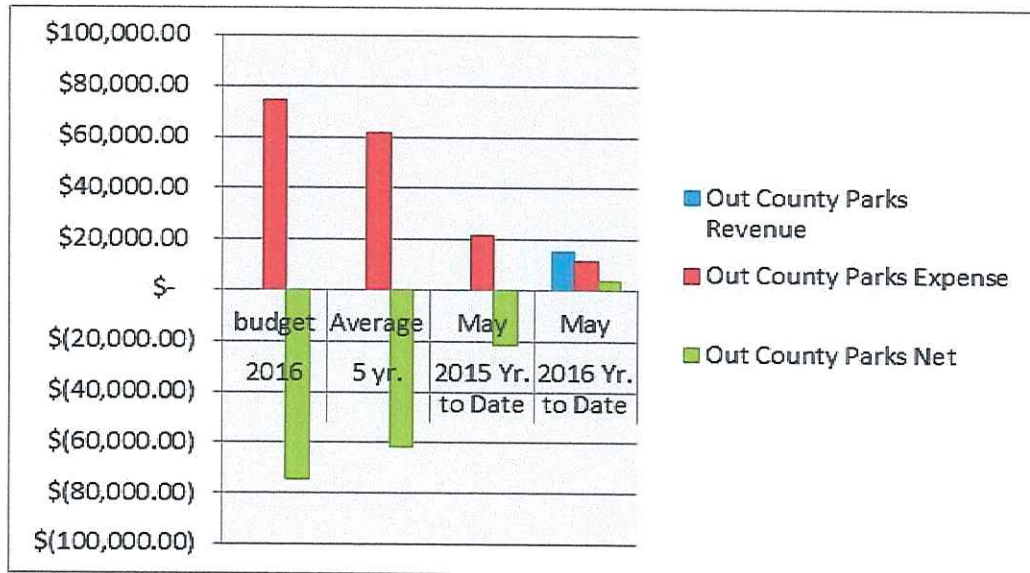


Jackson County Parks

Budget Summary

30-May-16

		<u>2016</u>	<u>5 yr.</u>	<u>2015 Yr. to Date</u>	<u>2016 Yr. to Date</u>
		<i>budget</i>	<i>Average</i>	<i>May</i>	<i>May</i>
Out County Parks	Revenue	\$ -		\$ -	\$ 15,000.00
	Expense	\$ 74,621.00	\$ 61,827.80	\$ 21,540.00	\$ 11,308.00
	Net	\$ (74,621.00)	\$ (61,827.80)	\$ (21,540.00)	\$ 3,692.00

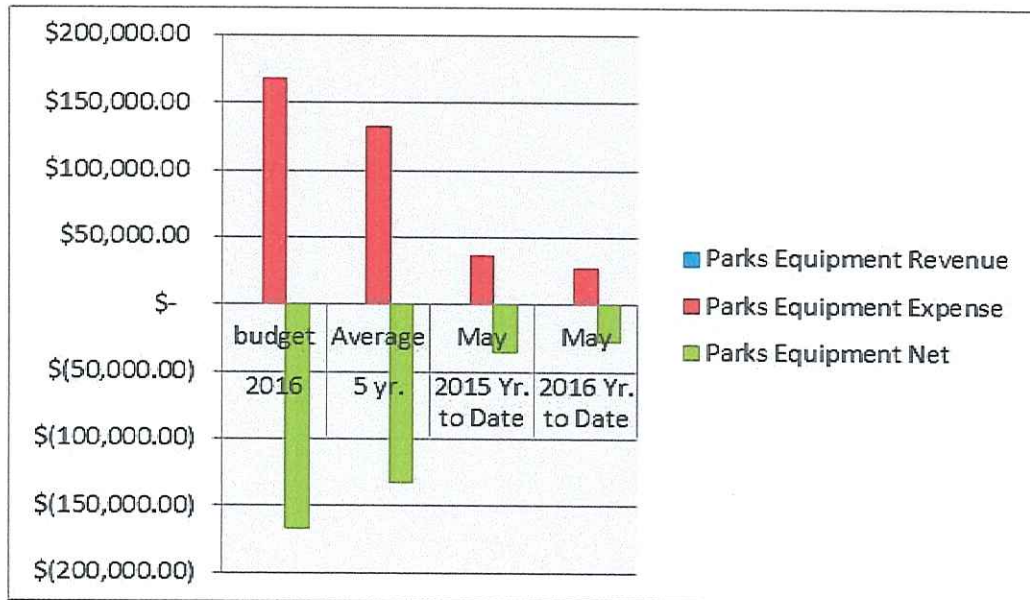


Jackson County Parks

Budget Summary

30-May-16

		<u>2016</u> <i>budget</i>	<u>5 yr.</u> <i>Average</i>	<u>2015 Yr. to Date</u> <i>May</i>	<u>2016 Yr. to Date</u> <i>May</i>
Parks Equipment	Revenue	\$ -		\$ -	\$ -
	Expense	\$ 167,229.00	\$ 131,887.80	\$ 35,803.00	\$ 26,836.00
	Net	\$ (167,229.00)	\$ (131,887.80)	\$ (35,803.00)	\$ (26,836.00)

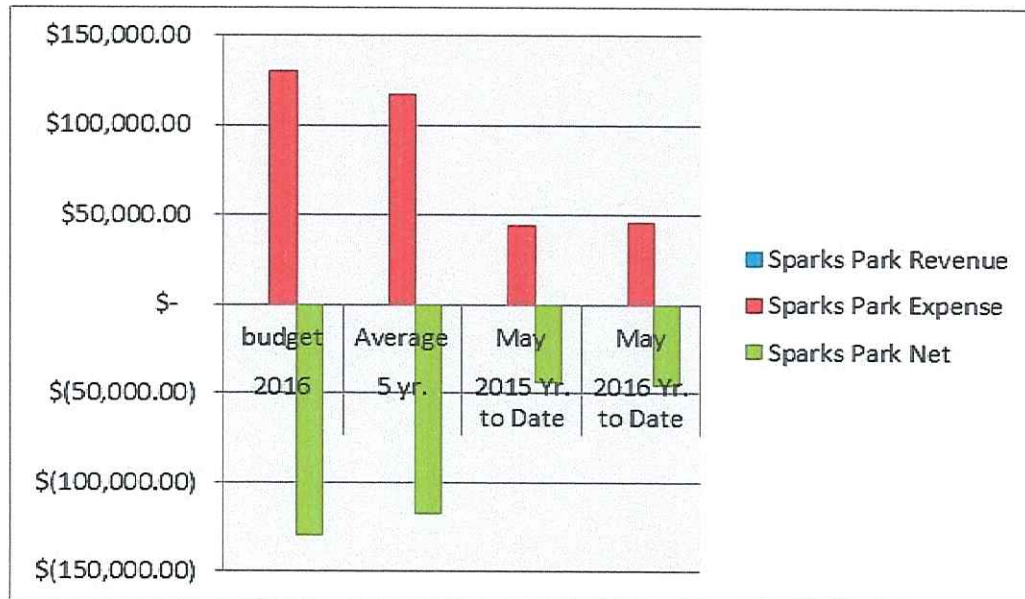


Jackson County Parks

Budget Summary

30-May-16

		<u>2016</u>	<u>5 yr.</u>	<u>2015 Yr. to Date</u>	<u>2016 Yr. to Date</u>
		<i>budget</i>	<i>Average</i>	<i>May</i>	<i>May</i>
Sparks Park	Revenue	\$ -		\$ -	\$ -
	Expense	\$ 129,786.00	\$ 117,172.00	\$ 43,709.00	\$ 45,620.00
	Net	\$ (129,786.00)	\$ (117,172.00)	\$ (43,709.00)	\$ (45,620.00)

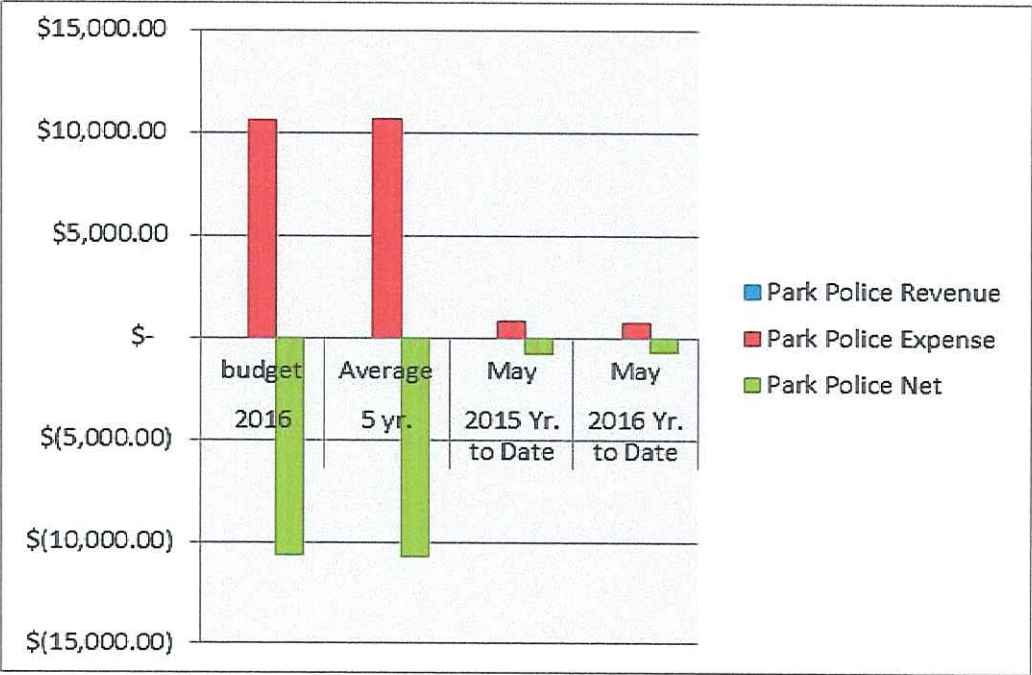


Jackson County Parks

Budget Summary

30-May-16

		<u>2016</u>	<u>5 yr.</u>	<u>2015 Yr. to Date</u>	<u>2016 Yr. to Date</u>
		<i>budget</i>	<i>Average</i>	<i>May</i>	<i>May</i>
Park Police	Revenue	\$ -		\$ -	\$ -
	Expense	\$ 10,605.00	\$ 10,697.80	\$ 791.00	\$ 728.00
	Net	\$ (10,605.00)	\$ (10,697.80)	\$ (791.00)	\$ (728.00)

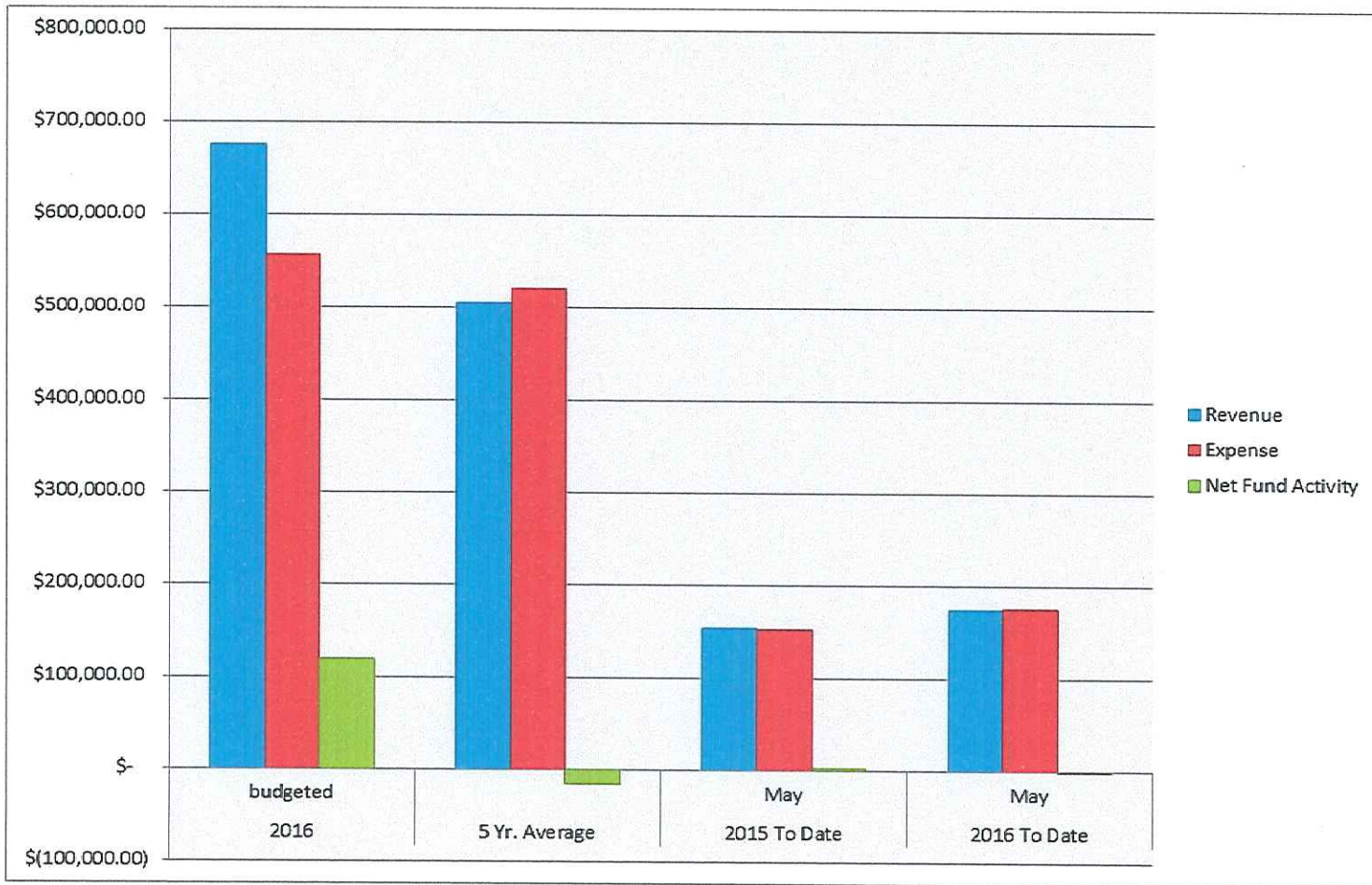


Jackson County Parks

31-May-16

Overall Golf Course Financial Performance

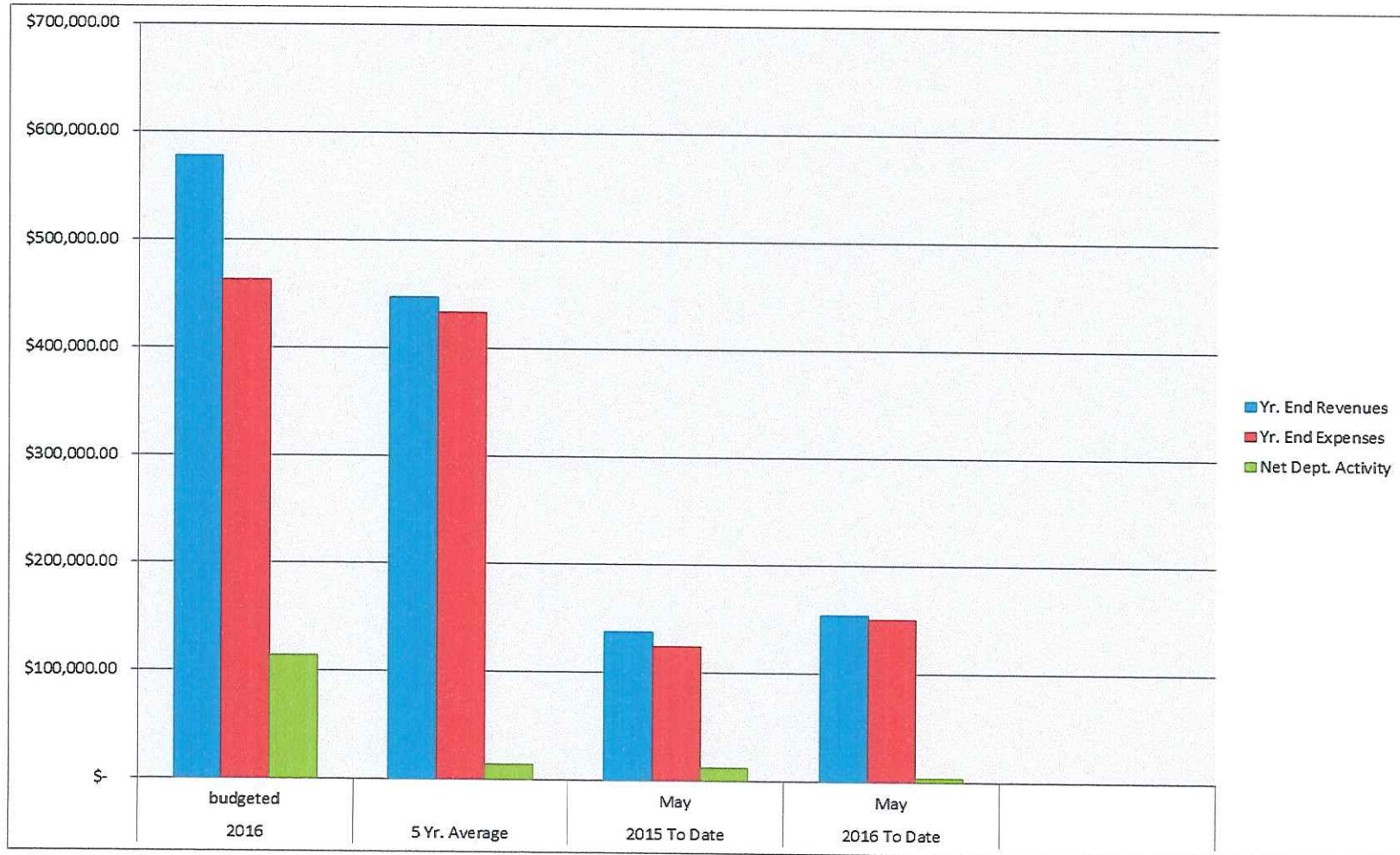
	<u>2016</u> <i>budgeted</i>	<u>5 Yr. Average</u>	<u>2015 To Date</u> <i>May</i>	<u>2016 To Date</u> <i>May</i>
Revenue	\$ 675,786.00	\$ 505,337.20	\$ 153,972.00	\$ 174,180.00
Expense	\$ 556,539.00	\$ 520,380.00	\$ 152,132.00	\$ 175,598.00
Net Fund Activity	\$ 119,247.00	\$ (15,042.80)	\$ 1,840.00	\$ (1,418.00)



Jackson County Parks
31-May-16

Cascades Golf Course

	<u>2016</u> <i>budgeted</i>	<u>5 Yr. Average</u>	<u>2015 To Date</u> <i>May</i>	<u>2016 To Date</u> <i>May</i>
Yr. End Revenues	\$ 577,625.00	\$ 447,651.60	\$ 136,981.00	\$ 153,623.00
Yr. End Expenses	\$ 463,463.00	\$ 433,737.00	\$ 124,212.00	\$ 149,877.00
Net Dept. Activity	\$ 114,162.00	\$ 13,914.60	\$ 12,769.00	\$ 3,746.00

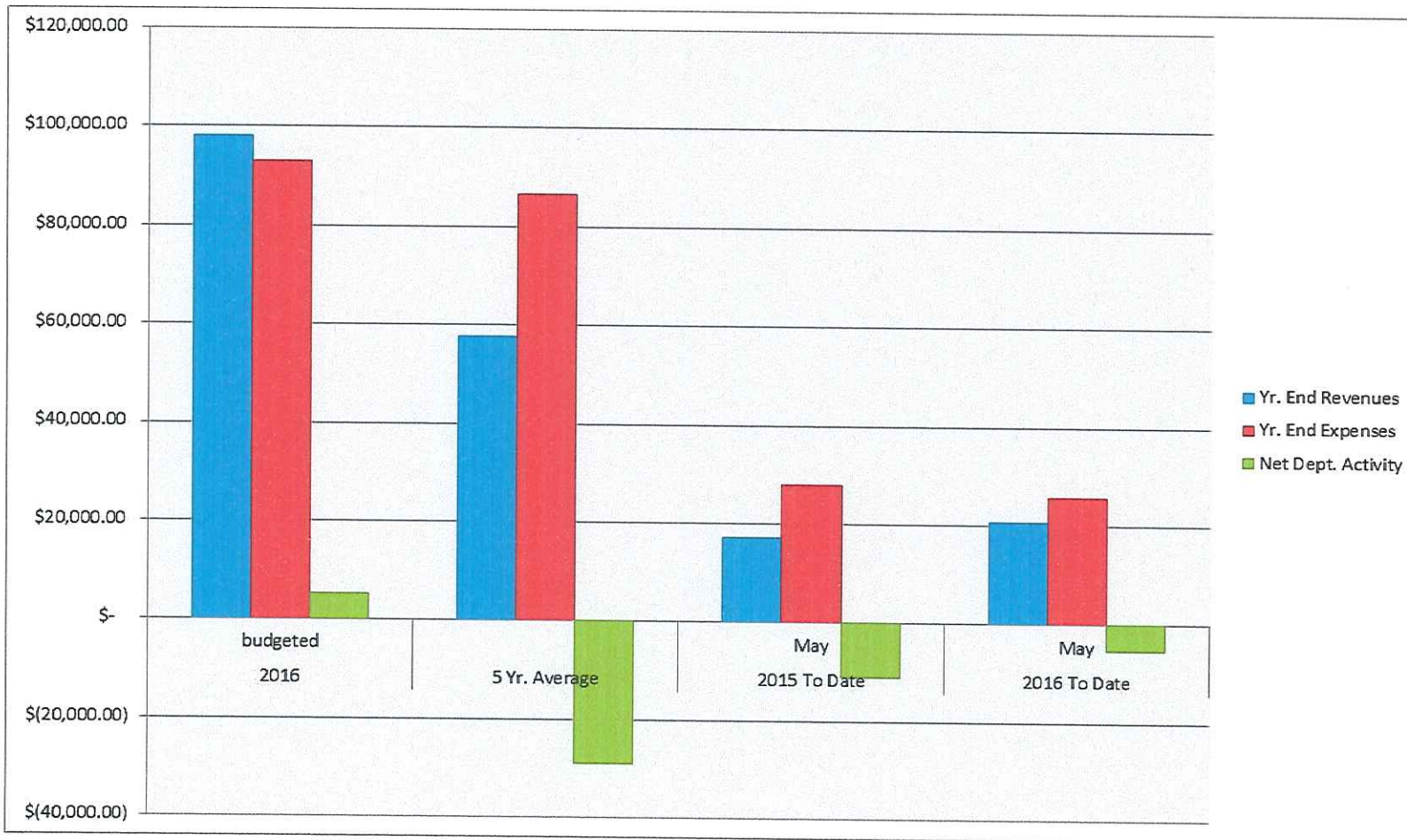


Jackson County Parks

31-May-16

Golf Short Course/ Range

	<u>2016</u> <i>budgeted</i>	<u>5 Yr. Average</u>	<u>2015 To Date</u> <i>May</i>	<u>2016 To Date</u> <i>May</i>
Yr. End Revenues	\$ 98,161.00	\$ 57,685.60	\$ 16,991.00	\$ 20,557.00
Yr. End Expenses	\$ 93,076.00	\$ 86,643.00	\$ 27,920.00	\$ 25,721.00
Net Dept. Activity	\$ 5,085.00	\$ (28,957.40)	\$ (10,929.00)	\$ (5,164.00)



PAID
 PARKS & GOLF COURSES

GL Number	Invoice Line Desc	Vendor	Invoice Description	Amount	Check #
Fund 208 COUNTY PARKS					
Dept 100 ADMINISTRATION					
208-100-703.020	COMMITTEE WORK	SAMS CLUB	7715090561381914 FOOD	61.38	515048
208-100-730.000	OFFICE SUPPLIES	SAMS CLUB	7715090561381914 FOOD	9.88	515048
208-100-816.000	SERVICE CONTRACTS	AOS	J0974 COPIER	166.79	514887
208-100-861.000	MILEAGE	JEFF HOVARTER	MILEAGE FOR APRIL 2016	172.80	514806
Total For Dept 100 ADMIN				410.85	
Dept 697 PLEASANT LAKE					
208-697-776.000	CLEANING SUPPLIES	TRAIL SUPPLY LLC	3016 SUPPLIES	51.60	515074
208-697-802.000	CONTRACTUAL SERVICES	ALL STAR RENTAL	1447 RENTAL	80.13	514875
208-697-802.000	CONTRACTUAL SERVICES	ADM ENVIRONMENTAL LLC	MAINTENCE	100.00	515240
208-697-850.000	TELEPHONE USAGE	WOW BUSINESS	010069112 PHONE	99.30	515084
Total For Dept 697 PLEAS				331.03	
Dept 699 CASCADE FALLS					
208-699-740.000	OPERATING SUPPLIES/MATER	K AND M WELDING SUPPLY I	CYLINDER RENT	24.00	514982
208-699-740.000	OPERATING SUPPLIES/MATER	HOME DEPOT CREDIT SERVIC	6035322532432964 SUPPLIE	9.94	514960
208-699-740.000	OPERATING SUPPLIES/MATER	HOME DEPOT CREDIT SERVIC	6035322532432964 SUPPLIE	26.20	514960
208-699-776.000	CLEANING SUPPLIES	TRAIL SUPPLY LLC	3016 SUPPLIES	84.24	515074
208-699-776.000	CLEANING SUPPLIES	HOME DEPOT CREDIT SERVIC	6035322532432964 SUPPLIE	90.76	514960
208-699-802.000	CONTRACTUAL SERVICES	COMTRONICS	00271 SYSTEM UPGRADE	385.00	514919
208-699-802.000	CONTRACTUAL SERVICES	COMTRONICS	00271 ALARM UPGRADE	385.00	514919
208-699-921.000	UTILITIES	CONSUMERS ENERGY	100000359669 ELECTRIC	1,182.88	515252
208-699-958.010	SPECIAL ATTRACTIONS	FRANK SCHULTZ	CASCADES BANDSHELL CONCE	400.00	515193
208-699-958.010	SPECIAL ATTRACTIONS	GREG MESCHKE	JULY 3RD CASCADES INDEPE	900.00	515194
208-699-958.010	SPECIAL ATTRACTIONS	KAREN KIDDER	MAY 28TH FIREWORKS SHOW	1,200.00	515195
208-699-958.010	SPECIAL ATTRACTIONS	MICHAEL AGER	CASCADES BANDSHELL JUNE	750.00	515196
208-699-958.010	SPECIAL ATTRACTIONS	TOPPERMOST	CASCADES FAMILY NIGHT SH	900.00	515197
Total For Dept 699 CASCA				6,338.02	
Dept 701 PARKS GENERAL					
208-701-776.000	CLEANING SUPPLIES	TRAIL SUPPLY LLC	3016 SUPPLIES	557.00	515074
208-701-776.000	CLEANING SUPPLIES	TRAIL SUPPLY LLC	SUPPLIES	104.20	515326
208-701-802.000	CONTRACTUAL SERVICES	PROFESSIONAL LAKE MANAGE	MI00972 POND SERVICE	428.24	515036
208-701-802.000	CONTRACTUAL SERVICES	SUMMIT TOWNSHIP	3323007600 WATER TURN ON	30.00	515064
208-701-802.000	CONTRACTUAL SERVICES	ADM ENVIRONMENTAL LLC	MAINTENCE	75.00	515240
208-701-816.000	SERVICE CONTRACTS	COMTRONICS	00271 ALARM MONITORING	280.00	514919
Total For Dept 701 PARKS				1,474.44	
Dept 702 SWAINS LAKE					
208-702-775.000	SUPPLIES-REPAIR & MAINTEN	CAPITAL ONE COMMERCIAL	6004300780148620 MAINTEN	30.40	514908
208-702-775.000	SUPPLIES-REPAIR & MAINTEN	CAPITAL ONE COMMERCIAL	6004300780148620 MAINTEN	13.98	514908
208-702-775.000	SUPPLIES-REPAIR & MAINTEN	FRITZ ADVERTISING CO	FLAGPOLE	105.00	514951
208-702-776.000	CLEANING SUPPLIES	TRAIL SUPPLY LLC	3016 SUPPLIES	23.52	515074
208-702-802.000	CONTRACTUAL SERVICES	ADM ENVIRONMENTAL LLC	MAINTENCE	50.00	515240
208-702-850.000	TELEPHONE USAGE	FRONTIER	517-524-7666-051791-7 PH	110.05	514952
Total For Dept 702 SWAIN				332.95	
Dept 710 OUT COUNTY PARKS					
208-710-740.000	OPERATING SUPPLIES/MATER	CAPITAL ONE COMMERCIAL	6004300780148620 SUPPLIE	47.96	514908
208-710-740.000	OPERATING SUPPLIES/MATER	TRACTOR SUPPLY CREDIT PL	6035301200060208 SUPPLIE	168.92	515073
208-710-740.000	OPERATING SUPPLIES/MATER	HOME DEPOT CREDIT SERVIC	6035322532432964 SUPPLIE	39.94	514960
208-710-740.000	OPERATING SUPPLIES/MATER	HOME DEPOT CREDIT SERVIC	6035322532432964 SUPPLIE	62.90	514960
208-710-740.000	OPERATING SUPPLIES/MATER	NANCY L SEYDELL	SUPPLIES	37.10	515293
208-710-775.000	SUPPLIES-REPAIR & MAINTEN	JACKSON CO DEPT TRANSPOR	REPAIRS- PIP RAP	490.30	514964
208-710-802.000	CONTRACTUAL SERVICES	TIMS LAWN MAINTENANCE	VCL MOWING APRIL 2016	690.00	515071
208-710-802.000	CONTRACTUAL SERVICES	LESTER BROTHERS EXCAVATI	5635 CLEANING	1,485.00	514995
208-710-921.000	UTILITIES	CONSUMERS ENERGY	100014755332 ELECTRIC	28.22	514920
208-710-921.000	UTILITIES	CONSUMERS ENERGY	100018473924 ELECTRIC	22.59	514920
208-710-921.000	UTILITIES	CONSUMERS ENERGY	100023080565 ELECTRIC AN	37.86	515252

PAID
 PARKS & GOLF COURSES

GL Number	Invoice Line Desc	Vendor	Invoice Description	Amount	Check #
Fund 208 COUNTY PARKS					
Dept 710 OUT COUNTY PARKS					
Total For Dept 710 OUT C				3,110.79	
Dept 717 PARKS EQUIPMENT					
208-717-775.000	SUPPLIES-REPAIR & MAINTENANCE	NAPOLEON LAWN AND LEISURE	JACK COU P SUPPLIES	60.69	515025
208-717-775.000	SUPPLIES-REPAIR & MAINTENANCE	NAPOLEON LAWN AND LEISURE	JACK COU P SUPPLIES	37.94	515025
208-717-775.000	SUPPLIES-REPAIR & MAINTENANCE	OREILLY AUTOMOTIVE INC	1323024 SUPPLIES	98.92	515029
208-717-775.000	SUPPLIES-REPAIR & MAINTENANCE	TRACTOR SUPPLY CREDIT PL	6035301200060208 SUPPLIE	28.50	515073
208-717-775.000	SUPPLIES-REPAIR & MAINTENANCE	REGAL TIRE	TIRES	179.00	515301
208-717-864.000	GASOLINE USAGE	CORRIGAN OIL COMPANY	01-JAC0260 GAS	857.88	514924
208-717-864.000	GASOLINE USAGE	JACKSON TRANSPORTATION	FUEL	369.66	515274
208-717-921.000	UTILITIES	CONSUMERS ENERGY	100026125813 GAS AND ELE	235.74	515252
208-717-922.000	HEATING COSTS	CONSUMERS ENERGY	100026125813 GAS AND ELE	65.42	515252
Total For Dept 717 PARKS				1,933.75	
Dept 728 SPARKS PARK					
208-728-775.000	SUPPLIES-REPAIR & MAINTENANCE	HOME DEPOT CREDIT SERVIC	6035322532432964 SUPPLIE	13.62	514960
208-728-775.000	SUPPLIES-REPAIR & MAINTENANCE	HOME DEPOT CREDIT SERVIC	6035322532432964 SUPPLIE	19.97	514960
208-728-802.000	CONTRACTUAL SERVICES	COMTRONICS	00271 ALARM UPGRADE	385.00	514919
208-728-921.000	UTILITIES	CONSUMERS ENERGY	100025937598 ELECTRIC	22.59	515252
208-728-921.000	UTILITIES	CONSUMERS ENERGY	100025950740 ELECTRIC	38.64	515252
208-728-921.000	UTILITIES	CONSUMERS ENERGY	100026842458 ELECTRIC	34.46	515252
208-728-921.000	UTILITIES	CONSUMERS ENERGY	100025950518 ELECTRIC	22.59	515252
Total For Dept 728 SPARK				536.87	
Total For Fund 208 COUNT				14,468.70	
Fund 218 GOLF COURSES					
Dept 700 CASCADE GOLF COURSE					
218-700-731.010	SUPPLIES - SPECIAL EVENT	IMAGECRAFT	CASCADES GOLF COURSE ENG	45.50	514963
218-700-731.010	SUPPLIES - SPECIAL EVENT	IMAGECRAFT	SPRING THAW	288.00	514963
218-700-740.000	OPERATING SUPPLIES/MATERIAL	OREILLY AUTOMOTIVE INC	1323024 SUPPLIES	15.54	515029
218-700-741.000	FOOD CHARGES	AUNT MILLIES BAKERIES	1003830 FOOD	22.32	514894
218-700-741.000	FOOD CHARGES	GORDON FOOD SERVICE	186090055 FOOD	63.34	514954
218-700-741.000	FOOD CHARGES	GORDON FOOD SERVICE	186090055 FOOD	371.44	514954
218-700-741.000	FOOD CHARGES	GORDON FOOD SERVICE	186090055 FOOD	136.62	514954
218-700-741.000	FOOD CHARGES	GORDON FOOD SERVICE	186090055 FOOD	21.81	514954
218-700-741.000	FOOD CHARGES	SAMS CLUB	7715090561381914 FOOD	152.04	515048
218-700-741.000	FOOD CHARGES	SAMS CLUB	7715090561381914 FOOD	216.72	515048
218-700-741.010	BEVERAGE CHARGES	THE WATER STORE	001337 WATER	35.25	515068
218-700-742.208	SUPPLIES - PRO SHOP	GORDON FOOD SERVICE	186090055 FOOD	34.94	514954
218-700-742.208	SUPPLIES - PRO SHOP	GORDON FOOD SERVICE	186090055 FOOD	20.27	514954
218-700-742.208	SUPPLIES - PRO SHOP	SAMS CLUB	7715090561381914 FOOD	10.48	515048
218-700-775.000	SUPPLIES-REPAIR & MAINTENANCE	OREILLY AUTOMOTIVE INC	1323024 SUPPLIES	75.79	515029
218-700-775.000	SUPPLIES-REPAIR & MAINTENANCE	OREILLY AUTOMOTIVE INC	1323024 SUPPLIES	15.10	515029
218-700-775.000	SUPPLIES-REPAIR & MAINTENANCE	OREILLY AUTOMOTIVE INC	1323024 SUPPLIES	30.58	515029
218-700-775.000	SUPPLIES-REPAIR & MAINTENANCE	OREILLY AUTOMOTIVE INC	1323024 SUPPLIES	106.49	515029
218-700-775.000	SUPPLIES-REPAIR & MAINTENANCE	OREILLY AUTOMOTIVE INC	1323024 SUPPLIES	103.75	515029
218-700-775.000	SUPPLIES-REPAIR & MAINTENANCE	OREILLY AUTOMOTIVE INC	1323024 M&R RETURN	(4.99)	515029
218-700-775.000	SUPPLIES-REPAIR & MAINTENANCE	HOME DEPOT CREDIT SERVIC	6035322532432964 SUPPLIE	33.53	514960
218-700-775.000	SUPPLIES-REPAIR & MAINTENANCE	DEER CREEK SALES INC	10751 MAINTENANCE	97.60	515256
218-700-776.000	CLEANING SUPPLIES	SAMS CLUB	7715090561381914 FOOD	7.87	515048
218-700-865.000	FREIGHT CHARGES	MAXX SUNGLASSES	INVENTORY	13.84	515008
218-700-865.000	FREIGHT CHARGES	ZEROFRICTION, LLC	08028 ACCESSORIES	25.32	515085
218-700-921.000	UTILITIES	CONSUMERS ENERGY	100027169547 ELECTRIC	421.01	515252
218-700-921.000	UTILITIES	CONSUMERS ENERGY	100027169737 GAS AND ELE	346.20	515252
218-700-921.000	UTILITIES	CONSUMERS ENERGY	100026125573 ELECTRIC	176.63	515252
218-700-922.000	HEATING COSTS	CONSUMERS ENERGY	100027169737 GAS AND ELE	111.91	515252
218-700-942.000	RENT - EQUIPMENT	PNC EQUIPMENT FINANCE LL	19811000 PART LEASE	7,161.76	515297

06/09/2016 03:31 PM
User: BHUMPHRE
DB: Jackson County

INVOICE GL DISTRIBUTION REPORT FOR JACKSON COUNTY
POST DATES 05/01/2016 - 05/31/2016
BOTH JOURNALIZED AND UNJOURNALIZED

PAID

PARKS & GOLF COURSES

GL Number	Invoice Line Desc	Vendor	Invoice Description	Amount	Check #
Fund 218	GOLF COURSES				
Dept 700	CASCADE GOLF COURSE				
218-700-959.628	GOLF ACCESSORIES	MAXX SUNGLASSES	INVENTORY	255.00	515008
218-700-959.628	GOLF ACCESSORIES	ZEROFRICTION, LLC	08028 ACCESSORIES	248.30	515085
		Total For Dept 700 CASCA		10,659.96	
Dept 703	CASCADES SHORT COURSE				
218-703-776.000	CLEANING SUPPLIES	SAMS CLUB	7715090561381914 FOOD	18.98	515048
218-703-921.000	UTILITIES	CONSUMERS ENERGY	100026842888 ELECTRIC	89.71	515252
		Total For Dept 703 CASCA		108.69	
		Total For Fund 218 GOLF		10,768.65	
Fund 247	FALLING WATERS TRAIL FUND				
Dept 550	FWT MAINTENANCE				
247-550-802.000	CONTRACTUAL SERVICES	LESTER BROTHERS EXCAVATI	5635 CLEANING	165.00	514995
		Total For Dept 550 FWT M		165.00	
Dept 753	INTER-CITY FLANNERY				
247-753-931.085	FWT CONSTRUCTION	B CYCLES LLC	50% DEPOSIT PER AGREEMEN	17,932.00	514805
		Total For Dept 753 INTER		17,932.00	
		Total For Fund 247 FALLI		18,097.00	

06/09/2016 03:31 PM
User: BHUMPHRE
DB: Jackson County

INVOICE GL DISTRIBUTION REPORT FOR JACKSON COUNTY
POST DATES 05/01/2016 - 05/31/2016
BOTH JOURNALIZED AND UNJOURNALIZED

PAID

PARKS & GOLF COURSES

GL Number	Invoice Line Desc	Vendor	Invoice Description	Amount	Check #
-----------	-------------------	--------	---------------------	--------	---------

Fund Totals:

Fund 208 COUNTY PARKS	14,468.70
Fund 218 GOLF COURSES	10,768.65
Fund 247 FALLING WATERS	18,097.00

43,334.35